

Allermuir

Silta

allermuir.com

Silta – High Level Tables

Design – Allermuir

Silta is a premium high table for breakout spaces, adhoc meetings or a place to simply perch and connect. Modern meets vintage with industrial design featured right alongside modern connectivity points and convenient bag hooks. The top can be finished in a solid surface, linoleum and laminate surface complemented by braided and leather cable detailing with metalwork in a choice of colors.



standard & optional features

- Standard feature
- Not available

	SLH7236	SLH8436	SLH9636	SLH13636	SLH16036	SLH18436
	Rectangle High Level 72" x 36"	Rectangle High Level 84" x 36"	Rectangle High Level 96" x 36"	Rectangle High Level 136" x 36"	Rectangle High Level 160" x 36"	Rectangle High Level 184" x 36"
Weight	□	□	□	□	□	□
0.75" laminate faced plywood core top with a clear finish, exposed edge detail	●	●	●	●	●	●
0.75" linoleum faced plywood core top with a clear finish, exposed edge detail, available in Pewter, Charcoal and Mushroom	●	●	●	●	●	●
0.50" solid surface top available in Cloud	●	●	●	●	●	●
Solid ash legs with a clear finish	●	●	●	●	●	●
Tubular steel framework finished in White powder coat	●	●	●	●	●	●
Brushed steel tie bars	●	●	●	●	●	●
Brushed aluminum bag hooks (x2)	●	●	●	●	●	●
Optional features:						
Solid ash legs can be stained or color washed in White as Snow or Slate Gray	+ \$70	+ \$70	+ \$70	+ \$70	+ \$70	+ \$70
Tubular steel framework available in Slate Gray or Black powder coat	+ \$0	+ \$0	+ \$0	+ \$0	+ \$0	+ -\$0

Ships Semi-KD = Knock Down (Needs some assembly)

- * [Click here to see available Edge Details](#)
- * [Click here to see available Laminate Options](#)
- * [Click here to see available Solid Surface & Linoleum Options](#)
- * [Click here to see available Table Metal Finishes](#)
- * [Click here to see available Table Wood Leg Finishes](#)
- * [Click here to see Non-Stock Table Top Information](#)

Code	Edge	Global Laminates GL (33)	Linoleum LIN (33)	Solid Surface B (41)	
SLH7236 • Rectangle • Without power • High level • 41.25" h x 72" x 36"	33 41	3,203	3,385	5,261	
SLH8436 • Rectangle • Without power • High level • 41.25" h x 84" x 36"	33 41	3,342	3,595	5,380	
SLH9636 • Rectangle • Without power • High level • 41.25" h x 96" x 36"	33 41	3,451	3,660	5,424	
SLH13636 • Rectangle • Without power • High level • 41.25" h x 136" x 36"	33 41	5,792	6,154	10,157	
SLH16036 • Rectangle • Without power • High level • 41.25" h x 160" x 36"	33 41	6,046	6,594	10,413	
SLH18436 • Rectangle • Without power • High level • 41.25" h x 184" x 36"	33 41	6,081	6,734	10,480	

A = Grade A Laminates

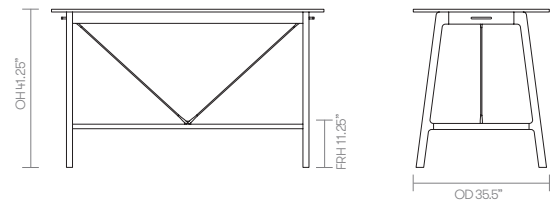
LIN = Linoleum

B = Grade B Solid Surface

Edge 33, 41 = Edge Detail

All prices listed in US \$

dimensions – OH - Overall Height OD - Overall Depth OW - Overall Width AH - Arm Height SH - Seat Height SW - Seat Width SD - Seat Depth



Silta – High Level Tables

Design – Allermuir

Silta is a premium high table for breakout spaces, adhoc meetings or a place to simply perch and connect. Modern meets vintage with industrial design featured right alongside modern connectivity points and convenient bag hooks. The top can be finished in a solid surface, linoleum and laminate surface complemented by braided and leather cable detailing with metalwork in a choice of colors.



standard & optional features

● Standard feature
 □ Not available

	SLHP7236	SLHP8436	SLHP9636	SLHP13636	SLHP16036	SLHP18436
Weight	□	□	□	□	□	□
0.75" laminate faced plywood core top with a clear finish, exposed edge detail	●	●	●	●	●	●
0.75" linoleum faced plywood core top with a clear finish, exposed edge detail, available in Pewter, Charcoal and Mushroom	●	●	●	●	●	●
0.50" solid surface top available in Cloud	●	●	●	●	●	●
Solid ash legs with a clear finish	●	●	●	●	●	●
Tubular steel framework finished in White powder coat	●	●	●	●	●	●
Brushed steel tie bars	●	●	●	●	●	●
Brushed aluminum bag hooks (x2)	●	●	●	●	●	●
4 perimeter power positions with accessible cable tray (See Note 1)	●	□	□	□	□	□
6 perimeter power positions with accessible cable tray (See Note 1)	□	●	●	□	□	□
8 perimeter power positions with accessible cable tray (See Note 1)	□	□	□	●	□	□
12 perimeter power positions with accessible cable tray (See Note 1)	□	□	□	□	●	●

Optional features:

Solid ash legs can be stained or color washed in White as Snow or Slate Gray	+\$70	+\$70	+\$70	+\$70	+\$70	+\$70
Tubular steel framework available in Slate Gray or Black powder coat	+\$0	+\$0	+\$0	+\$0	+\$0	+\$0

- * [Click here to see available Edge Details](#)
- * [Click here to see available Laminate Options](#)
- * [Click here to see available Solid Surface & Linoleum Options](#)
- * [Click here to see available Table Metal Finishes](#)
- * [Click here to see available Table Wood Leg Finishes](#)
- * [Click here to see Non-Stock Table Top Information](#)

Note 1: All power positions include 1 x mains outlet, 2 x powered USB

Ships Semi-KD = Knock Down (Needs some assembly)

Code	Edge	Global Laminates GL (33)	Linoleum LIN (33)	Solid Surface B (41)	
SLHP7236 • Rectangle • 4 perimeter power outlets • High level • 41.25" h x 72" x 36"	33 41	5,473	5,655	7,531	
SLHP8436 • Rectangle • 6 perimeter power outlets • High level • 41.25" h x 84" x 36"	33 41	6,609	6,861	8,646	
SLHP9636 • Rectangle • 6 perimeter power outlets • High level • 41.25" h x 96" x 36"	33 41	6,727	6,936	8,700	
SLHP13636 • Rectangle • 8 perimeter power outlets • High level • 41.25" h x 136" x 36"	33 41	10,330	10,694	13,969	
SLHP16036 • Rectangle • 12 perimeter power outlets • High level • 41.25" h x 160" x 36"	33 41	12,580	13,125	16,945	
SLHP18436 • Rectangle • 12 perimeter power outlets • High level • 41.25" h x 184" x 36"	33 41	12,632	13,285	17,031	

A = Grade A Laminates

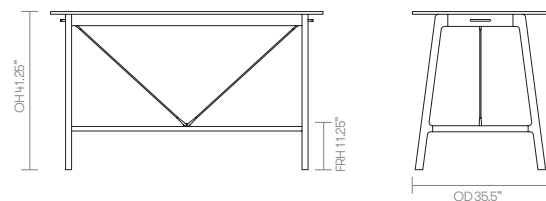
LIN = Linoleum

B = Grade B Solid Surface


Edge 33, 41 = Edge Detail

All prices listed in US \$

dimensions – OH - Overall Height OD - Overall Depth OW - Overall Width AH - Arm Height SH - Seat Height SW - Seat Width SD - Seat Depth




Wood Stains
Based on Ash



Wenge Dark Walnut American Walnut American Cherry White Oak Clear

Color Washes
Based on Ash



White as Snow Wash Slate Gray Wash

Standard Metal
Finishes



Black Slate Gray White

Grade B Solid Surfaces
Grade B



Cloud

Linoleum Surfaces



Charcoal Pewter Mushroom

Global Laminates



Fog Dark Chocolate Fossil Diamond Black Mouse Sarum Gray



Storm Brite White Chestnut Woodline Oiled Walnut White Ash Ebony



Smoky Brown Pear Millennium Oak Natural Ash Planked Coffee Oak

Non-Stock Table Top
Information Ordering
Instructions:

In addition to Allermuir's standard graded-in table top finishes, non-stock laminates and solid surfaces are available.

Please contact US Customer Service to confirm availability and to request pricing.
Phone (419)887.5806
Toll free (888)887.5806

The full product specification is needed at the time of your call including the manufacturer's name, pattern name, product number and finish.

We may require a sample to be mailed to our corporate headquarters to ensure the material meets our quality standards. Allermuir reserves the right to reject any non-stock top material that, in Allermuir's opinion, is unsuitable for application.

Samples can be sent to:
Allermuir
Attn: Internal Sales Support
4111 N. Jerome Road
Maumee, Ohio 43537



Edge Detail # 33

0.75" ply core, specified laminate or linoleum face and counterbalanced with a flat edge, and clear finish or 1" ply core, specified laminate or linoleum face and counterbalanced with a flat edge, clear finish.



Edge Detail # 41

0.5" solid surface - Design range.