

Allermuir

# Classic Tables

[allermuir.com](http://allermuir.com)

# Classic – Low Level Tables

Design – Allermuir

These simple, elegant, center pedestal tables are constructed with meticulous attention to detail, stability and quality. Their incredibly versatile design gives the specifier greater freedom to mix and match with other Allermuir pieces.



## standard & optional features

- Standard feature
- Not available

	A46-24RD	A46-30RD	A46-36RD	A46-48RD	A46-2424	A46-3030	A46-3636
	Round Low Level 24" dia.	Round Low Level 30" dia.	Round Low Level 36" dia.	Round Low Level 48" dia.	Square Low Level 24" x 24"	Square Low Level 30" x 30"	Square Low Level 36" x 36"
Weight	41lbs	48lbs	69lbs	102lbs	44lbs	52lbs	75lbs
1" laminate faced MDF core top with a clear finish edge profile	●	●	●	●	●	●	●
Steel pedestal base finished in Silver M04 powder coat	●	●	●	●	●	●	●
Plastic glides	●	●	●	●	●	●	●
Optional features:							
Table edge profile can be stained in Solid Black, Espresso and Solid White	+ \$30	+ \$30	+ \$30	+ \$30	+ \$30	+ \$30	+ \$30
Steel pedestal base available in Polished Chrome	+ \$155	+ \$155	+ \$180	+ \$180	+ \$155	+ \$155	+ \$180
Steel pedestal base available in Silver powder coat	+ \$0	+ \$0	+ \$0	+ \$0	+ \$0	+ \$0	+ \$0
Floor fixing plate	+ \$110	+ \$110	+ \$110	+ \$110	+ \$110	+ \$110	+ \$110

- \* [Click here to see available Edge Details](#)
- \* [Click here to see available Edge Stain Finishes](#)
- \* [Click here to see available Laminate Options](#)
- \* [Click here to see available Solid Surface Options](#)
- \* [Click here to see available Table Metal Finishes](#)
- \* [Click here to see Non-Stock Table Top Information](#)

*Ships Semi-KD = Knock Down (Needs some assembly)*

Code		Edge	Global Laminates GL (37)	Solid Surface A (80, 82)	
<b>A46-24RD</b> • Round • Low level • 15"h x 24" dia.		37 80 82	958	2,961	
<b>A46-30RD</b> • Round • Low level • 15"h x 30" dia.		37 80 82	1,074	3,325	
<b>A46-36RD</b> • Round • Low level • 15"h x 36" dia.		37	1,262	-	
<b>A46-48RD</b> • Round • Low level • 15"h x 48" dia.		37	1,690	-	
<b>A46-2424</b> • Square • Low level • 15"h x 24" x 24"		37 80 82	958	2,961	
<b>A46-3030</b> • Square • Low level • 15"h x 30" x 30"		37 80 82	1,074	3,325	
<b>A46-3636</b> • Square • Low level • 15"h x 36" x 36"		37 80 82	1,262	-	

A, B = Grade A & B Laminate Range  
 A = Grade A Solid Surface  
 Edge 37, 80, 82 = Edge Detail

All prices listed in US \$

**dimensions** – OH - Overall Height OD - Overall Depth OW - Overall Width AH - Arm Height SH - Seat Height SW - Seat Width SD - Seat Depth



# Classic – Side Tables

Design – Allermuir

These simple, elegant, center pedestal tables are constructed with meticulous attention to detail, stability and quality. Their incredibly versatile design gives the specifier greater freedom to mix and match with other Allermuir pieces.



## standard & optional features

- Standard feature
- Not available

	A44-24RD	A44-30RD	A44-36RD	A44-48RD	A44-2424	A44-3030	A44-3636
	Round Side 24" dia.	Round Side 30" dia.	Round Side 36" dia.	Round Side 48" dia.	Square Side 24" x 24"	Square Side 30" x 30"	Square Side 36" x 36"
Weight	□	□	□	□	□	□	□
1" laminate faced MDF core top with a clear finish edge profile	●	●	●	●	●	●	●
Steel pedestal base finished in Silver M04 powder coat	●	●	●	●	●	●	●
Plastic glides	●	●	●	●	●	●	●
Optional features:							
Table edge profile can be stained in Solid Black, Espresso and Solid White	+ \$30	+ \$30	+ \$30	+ \$30	+ \$30	+ \$30	+ \$30
Steel pedestal base available in Polished Chrome	+ \$155	+ \$155	+ \$180	+ \$180	+ \$155	+ \$155	+ \$180
Steel pedestal base available in Silver powder coat	+ \$0	+ \$0	+ \$0	+ \$0	+ \$0	+ \$0	+ \$0
Floor fixing plate	+ \$110	+ \$110	+ \$110	+ \$110	+ \$110	+ \$110	+ \$110

- \* [Click here to see available Edge Details](#)
- \* [Click here to see available Edge Stain Finishes](#)
- \* [Click here to see available Laminate Options](#)
- \* [Click here to see available Solid Surface Options](#)
- \* [Click here to see available Table Metal Finishes](#)
- \* [Click here to see Non-Stock Table Top Information](#)

*Ships Semi-KD = Knock Down (Needs some assembly)*

Code		Edge	Global Laminates GL (37)	Solid Surface A (80, 82)	
<b>A44-24RD</b> • Round • Side table • 24" h x 24" dia.		37 80 82	998	3,096	
<b>A44-30RD</b> • Round • Side table • 24" h x 30" dia.		37 80 82	1,115	3,477	
<b>A44-36RD</b> • Round • Side table • 24" h x 36" dia.		37	1,320	-	
<b>A44-48RD</b> • Round • Side table • 24" h x 48" dia.		37	1,739	-	
<b>A44-2424</b> • Square • Side table • 24" h x 24" x 24"		37 80 82	998	3,096	
<b>A44-3030</b> • Square • Side table • 24" h x 30" x 30"		37 80 82	1,115	3,477	
<b>A44-3636</b> • Square • Side table • 24" h x 36" x 36"		37	1,320	-	

A, B = Grade A & B Laminate Range

A = Grade A Solid Surface

Edge 37, 80, 82 = Edge Detail

All prices listed in US \$

**dimensions** – OH - Overall Height OD - Overall Depth OW - Overall Width AH - Arm Height SH - Seat Height SW - Seat Width SD - Seat Depth



# Classic – Dining Height Tables

Design – Allermuir

These simple, elegant, center pedestal tables are constructed with meticulous attention to detail, stability and quality. Their incredibly versatile design gives the specifier greater freedom to mix and match with other Allermuir pieces.



## standard & optional features

- Standard feature
- Not available

	A47-24RD Round Dining Height 24" dia.	A47-30RD Round Dining Height 30" dia.	A47-36RD Round Dining Height 36" dia.	A47-42RD Round Dining Height 42" dia.	A47-48RD Round Dining Height 48" dia.
Weight	44lbs	50lbs	71lbs	□	□
1" laminate faced MDF core top with a clear finish edge profile	●	●	●	●	●
Steel pedestal base finished in Silver M04 powder coat	●	●	●	●	●
Plastic glides	●	●	●	●	●
Optional features:					
Table edge profile can be stained in Solid Black, Espresso and Solid White	+ \$30	+ \$30	+ \$30	+ \$30	+ \$30
Steel pedestal base available in Polished Chrome	+ \$155	+ \$155	+ \$180	+ \$180	+ \$180
Steel pedestal base available in Silver powder coat	+ \$0	+ \$0	+ \$0	+ \$0	+ \$0
Floor fixing plate	+ \$110	+ \$110	+ \$110	+ \$110	+ \$110

*Ships Semi-KD = Knock Down (Needs some assembly)*

- \* [Click here to see available Edge Details](#)
- \* [Click here to see available Edge Stain Finishes](#)
- \* [Click here to see available Laminate Options](#)
- \* [Click here to see available Solid Surface Options](#)
- \* [Click here to see available Table Metal Finishes](#)
- \* [Click here to see Non-Stock Table Top Information](#)

Code	Edge	Global Laminates GL (37)	Solid Surface A (80, 82)	
<b>A47-24RD</b> • Round • Dining height • 29" h x 24" dia	37 80 82	1,045	3,232	
<b>A47-30RD</b> • Round • Dining height • 29" h x 30" dia	37 80 82	1,171	3,630	
<b>A47-36RD</b> • Round • Dining height • 29" h x 36" dia	37	1,378	-	
<b>A47-42RD</b> • Round • Dining height • 29" h x 42" dia	37	1,584	-	
<b>A47-48RD</b> • Round • Dining height • 29" h x 48" dia	37	1,790	-	

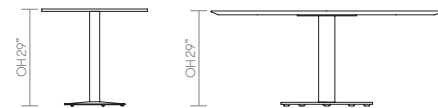
A, B = Grade A & B Laminate Range

All prices listed in US \$

A = Grade A Solid Surface

Edge 37, 80, 82 = Edge Detail

**dimensions** – OH - Overall Height OD - Overall Depth OW - Overall Width AH - Arm Height SH - Seat Height SW - Seat Width SD - Seat Depth



# Classic – Dining Height Tables

Design – Allermuir

These simple, elegant, center pedestal tables are constructed with meticulous attention to detail, stability and quality. Their incredibly versatile design gives the specifier greater freedom to mix and match with other Allermuir pieces.



## standard & optional features

- Standard feature
- Not available

	A47-2424 Square Dining Height 24" x 24"	A47-3030 Square Dining Height 30" x 30"	A47-3636 Square Dining Height 36" x 36"	A47-3024 Rectangle Dining Height 30" x 24"	A47-3624 Rectangle Dining Height 36" x 24"	A47-3630 Rectangle Dining Height 36" x 30"
Weight	46lbs	55lbs	78lbs	□	□	□
1" laminate faced MDF core top with a clear finish edge profile	●	●	●	●	●	●
Steel pedestal base finished in Silver M04 powder coat	●	●	●	●	●	●
Plastic glides	●	●	●	●	●	●
Optional features:						
Table edge profile can be stained in Solid Black, Espresso and Solid White	+ \$30	+ \$30	+ \$30	+ \$30	+ \$30	+ \$30
Steel pedestal base available in Polished Chrome	+ \$155	+ \$155	+ \$155	+ \$155	+ \$155	+ \$155
Steel pedestal base available in Silver powder coat	+ \$0	+ \$0	+ \$0	+ \$0	+ \$0	+ \$0
Floor fixing plate	+ \$110	+ \$110	+ \$110	+ \$110	+ \$110	+ \$110

- \* [Click here to see available Edge Details](#)
- \* [Click here to see available Edge Stain Finishes](#)
- \* [Click here to see available Laminate Options](#)
- \* [Click here to see available Solid Surface Options](#)
- \* [Click here to see available Table Metal Finishes](#)
- \* [Click here to see Non-Stock Table Top Information](#)

*Ships Semi-KD = Knock Down (Needs some assembly)*

Code	Edge	Global Laminates	Solid Surface
		GL (37)	A (80, 82)
<b>A47-2424</b> • Square • Dining height • 29"h x 24" x 24"	37 80 82	1,045	3,232
<b>A47-3030</b> • Square • Dining height • 29"h x 30" x 30"	37 80 82	1,171	3,630
<b>A47-3636</b> • Square • Dining height • 29"h x 36" x 36"	37	1,378	-
<b>A47-3024</b> • Rectangle • Dining height • 29"h x 30" x 24"	37 80 82	1,241	3,630
<b>A47-3624</b> • Rectangle • Dining height • 29"h x 36" x 24"	37	1,378	-
<b>A47-3630</b> • Rectangle • Dining height • 29"h x 36" x 30"	37	1,386	-



A, B = Grade A & B Laminate Range

A = Grade A Solid Surface

Edge 37, 80, 82 = Edge Detail

All prices listed in US \$

**dimensions** – OH - Overall Height OD - Overall Depth OW - Overall Width AH - Arm Height SH - Seat Height SW - Seat Width SD - Seat Depth



# Classic – Dining Height Tables

Design – Allermuir

These simple, elegant, center pedestal tables are constructed with meticulous attention to detail, stability and quality. Their incredibly versatile design gives the specifier greater freedom to mix and match with other Allermuir pieces.



## standard & optional features

- Standard feature
- Not available

	A47-4830 Rectangle Dining Height 48" x 30"	A47-5430 Rectangle Dining Height 54" x 30"	A47-6030 Rectangle Dining Height 60" x 30"	A481-6630 Rectangle Dining Height 66" x 30"	A47-7230 Rectangle Dining Height 72" x 30"
Weight	□	□	□	□	□
1" laminate faced MDF core top with a clear finish edge profile	●	●	●	●	●
Steel pedestal base finished in Silver M04 powder coat	●	●	●	●	●
Plastic glides	●	●	●	●	●

Optional features:

Table edge profile can be stained in Solid Black, Espresso and Solid White	+ \$30	+ \$30	+ \$30	+ \$30	+ \$30
Steel pedestal base available in Polished Chrome	+ \$310	+ \$310	+ \$310	+ \$310	+ \$310
Steel pedestal base available in Silver powder coat	+ \$0	+ \$0	+ \$0	+ \$0	+ \$0
Floor fixing plate	+ \$220	+ \$220	+ \$220	+ \$220	+ \$220

- \* [Click here to see available Edge Details](#)
- \* [Click here to see available Edge Stain Finishes](#)
- \* [Click here to see available Laminate Options](#)
- \* [Click here to see available Solid Surface Options](#)
- \* [Click here to see available Table Metal Finishes](#)
- \* [Click here to see Non-Stock Table Top Information](#)

*Ships Semi-KD = Knock Down (Needs some assembly)*

Code	Edge	Global Laminates		Solid Surface A (80, 82)
		GL (37)		
<b>A47-4830</b> • Rectangle • Dining height • 29"h x 48" x 30"	37 80 82		2,117	6,868
<b>A47-5430</b> • Rectangle • Dining height • 29"h x 54" x 30"	37 80 82		2,174	7,069
<b>A47-6030</b> • Rectangle • Dining height • 29"h x 60" x 30"	37 80 82		2,236	7,268
<b>A47-6630</b> • Rectangle • Dining height • 29"h x 66" x 30"	37 80 82		2,297	7,468
<b>A47-7230</b> • Rectangle • Dining height • 29"h x 72" x 30"	37 80 82		2,360	7,669



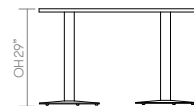
A, B = Grade A & B Laminate Range

All prices listed in US \$

A = Grade A Solid Surface

Edge 37, 80, 82 = Edge Detail

**dimensions** – OH - Overall Height OD - Overall Depth OW - Overall Width AH - Arm Height SH - Seat Height SW - Seat Width SD - Seat Depth



# Classic – Dining Height Tables

Design – Allermuir

These simple, elegant, center pedestal tables are constructed with meticulous attention to detail, stability and quality. Their incredibly versatile design gives the specifier greater freedom to mix and match with other Allermuir pieces.



## standard & optional features

- Standard feature
- Not available

	A47-4836 Rectangle Dining Height 48" x 36"	A47-5436 Rectangle Dining Height 54" x 36"	A47-6036 Rectangle Dining Height 60" x 36"	A47-6636 Rectangle Dining Height 66" x 36"	A47-7236 Rectangle Dining Height 72" x 36"	A47-4244 Rectangle Dining Height 42" x 44"
Weight	□	□	□	□	□	□
1" laminate faced MDF core top with a clear finish edge profile	●	●	●	●	●	●
Steel pedestal base finished in Silver M04 powder coat	●	●	●	●	●	●
Plastic glides	●	●	●	●	●	●

### Optional features:

Table edge profile can be stained in Solid Black, Espresso and Solid White	+ \$30	+ \$30	+ \$30	+ \$30	+ \$30	+ \$30
Steel pedestal base available in Polished Chrome	+ \$310	+ \$310	+ \$310	+ \$310	+ \$310	+ \$310
Steel pedestal base available in Silver powder coat	+ \$0	+ \$0	+ \$0	+ \$0	+ \$0	+ \$0
Floor fixing plate	+ \$220	+ \$220	+ \$220	+ \$220	+ \$220	+ \$220

- \* [Click here to see available Edge Details](#)
- \* [Click here to see available Edge Stain Finishes](#)
- \* [Click here to see available Laminate Options](#)
- \* [Click here to see available Solid Surface Options](#)
- \* [Click here to see available Table Metal Finishes](#)
- \* [Click here to see Non-Stock Table Top Information](#)

*Ships Semi-KD = Knock Down (Needs some assembly)*

Code	Edge	Global Laminates GL (37)	Solid Surface A (80, 82)
<b>A47-4836</b> • Rectangle • Dining height • 29"h x 48" x 36"	37 80 82	2,325	7,553
<b>A47-5436</b> • Rectangle • Dining Height • 29"h x 54" x 36"	37 80 82	2,394	7,775
<b>A47-6036</b> • Rectangle • Dining height • 29"h x 60" x 36"	37 80 82	2,460	7,994
<b>A47-6636</b> • Rectangle • Dining height • 29"h x 66" x 36"	37 80 82	2,527	8,009
<b>A47-7236</b> • Rectangle • Dining height • 29"h x 72" x 36"	37 80 82	2,595	8,434
<b>A47-4244</b> • Rectangle • Dining height • 29"h x 42" x 44"	37 80 82	2,360	7,666



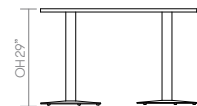
A, B = Grade A & B Laminate Range

A = Grade A Solid Surface

Edge 37, 80, 82 = Edge Detail

All prices listed in US \$

**dimensions** – OH - Overall Height OD - Overall Depth OW - Overall Width AH - Arm Height SH - Seat Height SW - Seat Width SD - Seat Depth



# Classic – High Level Tables

Design – Allermuir

These simple, elegant, center pedestal tables are constructed with meticulous attention to detail, stability and quality. Their incredibly versatile design gives the specifier greater freedom to mix and match with other Allermuir pieces.





## standard & optional features

- Standard feature
- Not available

	A48-24RD Round High Level 24" dia.	A48-30RD Round High Level 30" dia.
Weight	59lbs	65lbs
1" laminate faced MDF core top with a clear finish edge profile	●	●
Steel pedestal base finished in Silver M04 powder coat	●	●
Plastic glides	●	●
Optional features:		
Table edge profile can be stained in Solid Black, Espresso and Solid White	+ \$30	+ \$30
Steel pedestal base available in Polished Chrome	+ \$180	+ \$180
Floor fixing plate	+ \$110	+ \$110

- \* [Click here to see available Edge Details](#)
- \* [Click here to see available Edge Stain Finishes](#)
- \* [Click here to see available Laminate Options](#)
- \* [Click here to see available Solid Surface Options](#)
- \* [Click here to see available Table Metal Finishes](#)
- \* [Click here to see Non-Stock Table Top Information](#)

*Ships Semi-KD = Knock Down (Needs some assembly)*

Code		Edge	Global Laminates GL (37)	Solid Surface A (80, 82)
<b>A48-24RD</b> • Round • High level • 40" h x 24" dia.		37 80 82	1,238	3,831
<b>A48-30RD</b> • Round • High level • 40" h x 30" dia.		37 80 82	1,367	4,236

A, B = Grade A & B Laminate Range

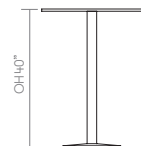
A = Grade A Solid Surface

Edge 37, 80, 82 = Edge Detail

All prices listed in US \$



**dimensions** – OH - Overall Height OD - Overall Depth OW - Overall Width AH - Arm Height SH - Seat Height SW - Seat Width SD - Seat Depth






# Classic

## Edge Stains

Standard



Clear

Optional



Solid Black



Espresso



Solid White


## Standard Metal Finishes



Polished Chrome

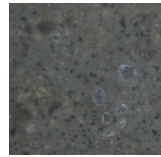


Silver MO+ Powder Coat



Silver

## Grade A Solid Surfaces *Grade A*




Lava Rock



Cameo White



Linen



Canyon




Nocturne

## Global Laminates



Fog



Dark Chocolate




Fossil



Diamond Black



Mouse




Sarum Gray



Storm



Brite White




Chestnut Woodline



Oiled Walnut



White Ash



Ebony



Smoky Brown Pear



Millennium Oak



Natural Ash



Planked Coffee Oak

## Non-Stock Table Top Information Ordering Instructions:

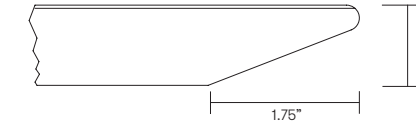
In addition to Allermuir's standard graded-in table top finishes, non-stock laminates and solid surfaces are available.

Please contact US Customer Service to confirm availability and to request pricing.  
Phone (419)887.5806  
Toll free (888)887.5806

The full product specification is needed at the time of your call including the manufacturer's name, pattern name, product number and finish.


We may require a sample to be mailed to our corporate headquarters to ensure the material meets our quality standards. Allermuir reserves the right to reject any non-stock top material that, in Allermuir's opinion, is unsuitable for application.

Samples can be sent to:  
Allermuir  
Attn: Internal Sales Support  
4111 N. Jerome Road  
Maumee, Ohio 43537



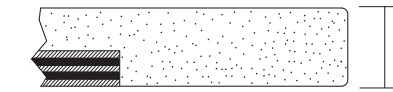
Edge Detail # 37

HPL laminate over a 1" MDF core counter balanced. The edge is cut back with a chamfer. The edge is clear finish as standard or can be stained.



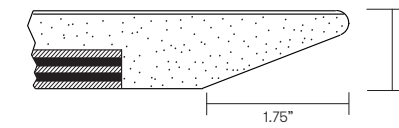
Edge Detail # 69

HPL laminate over a 1" MDF core with matching or solid PVC edge.



Edge Detail # 80

Solid surface 1" thick backed with hardwood plywood.



Edge Detail # 82

Solid surface 1" thick backed with hardwood plywood.