

Allermuir

Crate Divide KD

allermuir.com

Crate Divide – KD

Design – Allermuir

A cube based modular storage system with a prime function to act as a room divider. Create spaces using the modular design of Crate.

Pre-built components can be connected together in-line or at right angles to create different zones within existing spaces.



standard & optional features

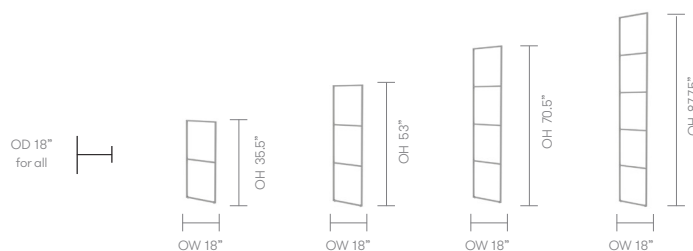
	CRT2HE 2 High End	CRT3HE 3 High End	CRT4HE 4 High End	CRT5HE 5 High End	CRT2HM 2 High Mid	CRT3HM 3 High Mid	CRT4HM 4 High Mid	CRT5HM 5 High Mid
Weight (lbs approx)	5.3	8.1	11	13.9	5.3	8.1	11	13.9
Tubular Steel frame finished in Black powder coat	●	●	●	●	●	●	●	●
Plastic glides with levelling adjustment	●	●	●	●	●	●	●	●
Optional features:								
Tubular Steel frame available in White, Sage, and Bronze powder coat*	+ \$0	+ \$0	+ \$0	+ \$0	+ \$0	+ \$0	+ \$0	+ \$0

* [Click here to see Crate Divide Metal Finishes](#)

* [Click here to see Crate Divide TFL Finishes](#)

Ships KD = Knock Down (Needs assembly)

dimensions – OH - Overall Height OD - Overall Depth OW - Overall Width AH - Arm Height SH - Seat Height SW - Seat Width SD - Seat Depth



Code	Floor Standing Inline Steel End Ladders	Price
CRT2HE • 2 High End Ladder • 18" x 35.5" x 5/8"	End ladder with tapped holes on one face	297
CRT3HE • 3 High End Ladder • 18" x 53" x 5/8"	End ladder with tapped holes on one face	347
CRT4HE • 4 High End Ladder • 18" x 70.5" x 5/8"	End ladder with tapped holes on one face	400
CRT5HE • 5 High End Ladder • 18" x 87.75" x 5/8"	End ladder with tapped holes on one face	468

Code	Floor Standing Inline Steel Mid Ladders	Price
CRT2HM • 2 High Mid Ladder • 18" x 35.5" x 5/8"	Mid ladder with tapped holes on both front and back faces	301
CRT3HM • 3 High End Ladder • 18" x 53" x 5/8"	Mid ladder with tapped holes on both front and back faces	351
CRT4HM • 4 High End Ladder • 18" x 70.5" x 5/8"	Mid ladder with tapped holes on both front and back faces	405
CRT5HM • 5 High End Ladder • 18" x 87.75" x 5/8"	Mid ladder with tapped holes on both front and back faces	477

Floor fixings & wall fixings are supplied as standard on all Crate Divide units and must be used to secure the unit.

All prices listed in US \$

to specify your storage...

1. Check the [Standard Features & Finishes](#) and select the [Model](#) you require
2. Select any [Optional Extras](#) or [Alternative Finishes](#) you require and add on any extra costs as shown per product
3. You now have the total cost and specification for [Your Storage](#)

When ordering please ensure that you send us all this information so we can correctly fulfill your requirements.



Crate Divide – KD

Design – Allermuir

A cube based modular storage system with a prime function to act as a room divider. Create spaces using the modular design of Crate.

Pre-built components can be connected together in-line or at right angles to create different zones within existing spaces.



standard & optional features

● Standard feature
 □ Not available

	CRT6CB-KD 6 Conn Bar Pack	CRT8CB-KD 8 Conn Bar Pack	CRT10CB-KD 10 Conn Bar Pack	CRT12CB-KD 12 Conn Bar Pack
Weight (lbs approx)	5.9	7.9	10.1	11.9
Tubular Steel frame finished in Black powder coat	●	●	●	●
Floor and wall fixing brackets	●	●	●	●
Fix packs	●	●	●	●
Tubular Steel frame available in White, Sage, and Bronze powder coat*	+ \$0	+ \$0	+ \$0	+ \$0

	CRT2DCB-KD 2 Double Conn Bar Pack	CRT4DCB-KD 4 Double Conn Bar Pack	CRT6DCB-KD 6 Double Conn Bar Pack
Weight (lbs approx)	3.1	6.2	9.3
Tubular Steel frame finished in Black powder coat	●	●	●
Floor and wall fixing brackets	●	●	●
Fix packs	●	●	●
Tubular Steel frame available in White, Sage, and Bronze powder coat*	+ \$0	+ \$0	+ \$0

* Click here to see [Crate Divide Metal Finishes](#)

* Click here to see [Crate Divide TFL Finishes](#)

Ships KD = Knock Down (Needs assembly)

Note: Optional powder coated finishes have an extended leadtime of 2 weeks

Code	Connector Bar Packs	Price
CRT6CB-KD • 6x Connector Bars • 12x Connector Castings • 12x M5x10 CSK bolts • 12x M4x10 CAP bolts • 1 Wall Bracket, 4 Spacers • 2 Floor Hooks	Connector bars to link 2 high ladders and frames Skin pack of 6 horizontal rails, 12 castings, M4 & M5 bolts Single-fixing kit	294
CRT8CB-KD • 8x Connector Bars • 16x Connector Castings • 16x M5x10 CSK bolts • 16x M4x10 CAP bolts • 1 Wall Bracket, 4 Spacers • 2 Floor Hooks	Connector bars to link 3 high ladders and frames Two skin packs of 4 horizontal rails, 8 castings, M4 & M5 bolts Single-fixing kit	392
CRT10CB-KD • 10x Connector Bars • 20x Connector Castings • 20x M5x10 CSK bolts • 20x M4x10 CAP bolts • 1 Wall Bracket, 4 Spacers • 2 Floor Hooks	Connector bars to link 4 high ladders and frames Skin pack of 4 horizontal rails, 8 castings, M4 & M5 bolts Skin pack of 6 horizontal rails, 12 castings, M4 & M5 bolts Single-fixing kit	490
CRT12CB-KD • 12x Connector Bars • 24x Connector Castings • 24x M5x10 CSK bolts • 24x M4x10 CAP bolts • 1 Wall Bracket, 4 Spacers • 2 Floor Hooks	Connector bars to link 5 high ladders and frames Two skin packs of 6 horizontal rails, 12 castings, M4 & M5 bolts Single-fixing kit	588

Code	Double Connector Bar Packs	Price
CRT2DCB-KD • 2x Double Connector Bars • 4x Connector Castings • 4x M5x10 CSK bolts • 4x M4x10 CAP bolts	Skin pack of 2 Double connector bars, 4 castings, M4 & M5 bolts	124
CRT4DCB-KD • 4x Double Connector Bars • 8x Connector Castings • 8x M5x10 CSK bolts • 8x M4x10 CAP bolts	Skin pack of 4 Double connector bars Two skin packs of 8 castings, M4 & M5 bolts	248
CRT6DCB-KD • 6x Double Connector Bars • 12x Connector Castings • 12x M5x10 CSK bolts • 12x M4x10 CAP bolts	Skin pack of 6 Double connector bars Skin pack of 4 Double connector bars Skin pack of 8 castings, M4 & M5 bolts Skin pack of 12 castings, M4 & M5 bolts	372

Floor fixings & wall fixings are supplied as standard on all Crate Divide units and must be used to secure the unit.

All prices listed in US \$

to specify your storage...

1. Check the [Standard Features & Finishes](#) and select the [Model](#) you require
2. Select any [Optional Extras](#) or [Alternative Finishes](#) you require and add on any extra costs as shown per product
3. You now have the total cost and specification for [Your Storage](#)

When ordering please ensure that you send us all this information so we can correctly fulfill your requirements.



Crate Divide – KD

Design – Allermuir

A cube based modular storage system with a prime function to act as a room divider. Create spaces using the modular design of Crate.

Pre-built components can be connected together in-line or at right angles to create different zones within existing spaces.



standard & optional features

● Standard feature
□ Not available

	CRT2H2BCS KDF 2 High 2 Bay on Cubby Storage	CRT2H2BS KDF 2 High 2 Bay on Storage	CRT3H2BCS KDF 3 High 2 Bay on Cubby Storage	CRT3H2BS KDF 3 High 2 Bay on Storage	CRT2H3BS KDF 2 High 3 Bay on Storage	CRT2H4BS KDF 2 High 4 Bay on Storage	CRT2H4BCS KDF 2 High 4 Bay on Cubby Storage	CRT3H3BS KDF 3 High 3 Bay on Storage	CRT3H4BS KDF 3 High 4 Bay on Cubby Storage	CRT3H4BCS KDF 3 High 4 Bay on Cubby Storage	CRTLK 2 Linking Brackets
Weight (lbs approx)	141.3	125.0	137.6	137.6	194.0	244.3	274.0	210.1	205.7	295.4	0.44
TFL Storage avail. in Urban Maple, Black, White, or Strata Oak	●	●	●	●	●	●	●	●	●	●	□
Tubular Steel frame finished in Black powder coat	●	●	●	●	●	●	●	●	●	●	□
TFL Cubby available in compliment. Urban Maple, Black, White, or Strata Oak	●	□	●	□	□	□	●	□	□	●	□
Plastic glides with levelling adjustment	□	□	□	□	□	□	□	□	□	□	●

Optional features:

Tubular Steel frame avail. in White, Sage, and Bronze powder coat*	+ \$0	+ \$0	+ \$0	+ \$0	+ \$0	+ \$0	+ \$0	+ \$0	+ \$0	+ \$0	+ \$0
--	-------	-------	-------	-------	-------	-------	-------	-------	-------	-------	-------

* Click here to see [Crate Divide Metal Finishes](#)
* Click here to see [Crate Divide TFL Finishes](#)

Ships KD = Knock Down (Needs assembly)

Code	Storage Mounted Frames	Price
CRT2H2BCSKDF • 35.5" x 70.5" x 18"	2 High 2 Bay KD Crate Frame on Cubby Storage	2,898
CRT2H2BSKDF • 35.5" x 70.5" x 18"	2 High 2 Bay KD Crate Frame on Storage	2,419
CRT3H2BCSKDF • 35.5" x 87.75" x 18"	3 High 2 Bay KD Crate Frame on Cubby Storage	3,027
CRT3H2BSKDF • 35.5" x 87.75" x 18"	3 High 2 Bay KD Crate Frame on Storage	2,548
CRT2H3BSKDF • 53" x 70.5" x 18"	2 High 3 Bay KD Crate Frame on Storage	3,771
CRT2H4BSKDF • 70.25" x 70.5" x 18"	2 High 4 Bay KD Crate Frame on Storage	4,415
CRT2H4BCSKDF • 70.25" x 70.5" x 18"	2 High 4 Bay KD Crate Frame on Cubby Storage	5,369
CRT3H3BSKDF • 53" x 87.75" x 18"	3 High 3 Bay KD Crate Frame on Storage	5,298
CRT3H4BSKDF • 70.25" x 87.75" x 18"	3 High 4 Bay KD Crate Frame on Storage	5,946
CRT3H4BCSKDF • 70.25" x 87.75" x 18"	3 High 4 Bay KD Crate Frame on Cubby Storage	6,900

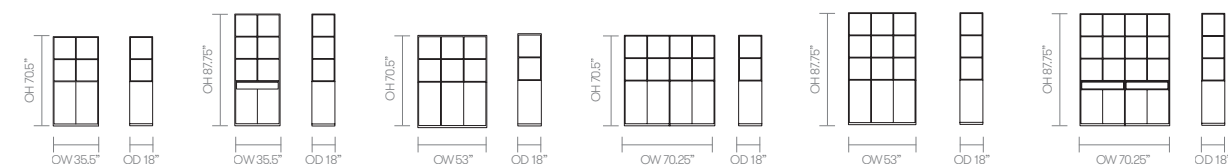
Code	Storage Accessories	Price
CRTLK • 2 Linking brackets for aligning side-by-side storage mounted Crate units • 0.75" x 3" x 0.7"		82

Floor fixings & wall fixings are supplied as standard on all Crate Divide units and must be used to secure the unit.

All prices listed in US \$



dimensions – OH - Overall Height OD - Overall Depth OW - Overall Width AH - Arm Height SH - Seat Height SW - Seat Width SD - Seat Depth



to specify your storage...

1. Check the [Standard Features & Finishes](#) and select the **Model** you require
2. Select any **Optional Extras** or **Alternative Finishes** you require and add on any extra costs as shown per product
3. You now have the total cost and specification for **Your Storage**

When ordering please ensure that you send us all this information so we can correctly fulfill your requirements.

Crate Divide – KD

Design – Allermuir

A cube based modular storage system with a prime function to act as a room divider. Create spaces using the modular design of Crate.

Pre-built components can be connected together in-line or at right angles to create different zones within existing spaces.



standard & optional features

● Standard feature
□ Not available

	CRT3H4BMMWS 3 High 4 Bay TFL Media Wall on Storage	CRT3H4BPMWS 3 High 4 Bay Ply Media Wall on Storage
Weight (lbs approx)	–	–
Tubular Steel frame finished in Black powder coat	●	●
TFL Storage available in Urban Maple, Black, White, or Strata Oak	●	●
TFL Media Wall Box available in Urban Maple, Black, White, or Strata Oak	●	□
Ply Media Wall Box available in Black, White, or Strata Oak	□	●
Plastic glides with levelling adjustment	●	●
Pinnable fabric back panel available in Camira Blazer or Synergy	●	●
Optional features:		
Tubular Steel frame available in White, Sage, and Bronze powder coat*	+ \$0	+ \$0

* Click here to see [Crate Divide Metal Finishes](#)
* Click here to see [Crate Divide TFL Finishes](#)

Ships KD = Knock Down (Needs assembly)

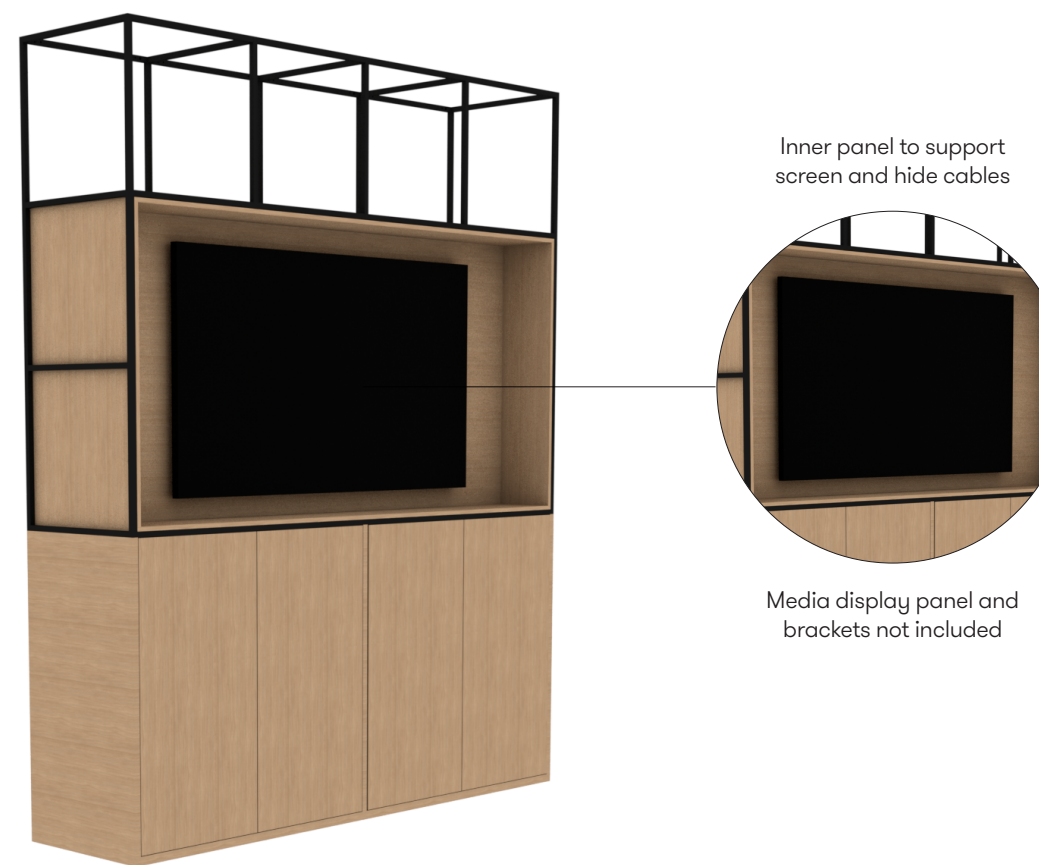
Code	Storage Mounted Frames	Price
CRT3H4BMMWS • 70.25" x 87.75" x 18"	3 High 4 Bay TFL Media Wall on Storage	6,642
CRT3H4BPMWS • 70.25" x 87.75" x 18"	3 High 4 Bay Ply Media Wall on Storage	8,598



Floor fixings & wall fixings are supplied as standard on all Crate Divide units and must be used to secure the unit.

All prices listed in US \$

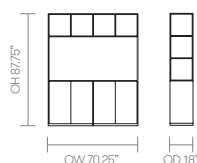
TV Compartment Dimensions: 67.75" x 33" x 8"
Maximum recommended TV Size: 65" TV (80 lb max load)



Inner panel to support screen and hide cables

Media display panel and brackets not included

dimensions – OH - Overall Height OD - Overall Depth OW - Overall Width AH - Arm Height SH - Seat Height SW - Seat Width SD - Seat Depth



to specify your storage...

1. Check the [Standard Features & Finishes](#) and select the [Model](#) you require
2. Select any [Optional Extras](#) or [Alternative Finishes](#) you require and add on any extra costs as shown per product
3. You now have the total cost and specification for [Your Storage](#)

When ordering please ensure that you send us all this information so we can correctly fulfill your requirements.

Crate Divide – KD

Design – Allermuir

A cube based modular storage system with a prime function to act as a room divider. Create spaces using the modular design of Crate.

Pre-built components can be connected together in-line or at right angles to create different zones within existing spaces.



standard & optional features


- Standard feature
- Not available

	CRT2H2BMSKDF 2 High 2 Bay on Mobile Storage	CRT2H3BMSKDF 2 High 3 Bay on Mobile Storage	CRT2H4BMSKDF 2 High 4 Bay on Mobile Storage
Weight (lbs approx)	83.4	136.5	173.1
Tubular Steel frame finished in Black powder coat	●	●	●
TFL Storage available in Urban Maple, Black, White, or Strata Oak	●	●	●
Metal casters with wheel brake	●	●	●
Optional features:			
Tubular Steel frame available in White, Sage, and Bronze powder coat*	+ \$0	+ \$0	+ \$0

* [Click here to see Crate Divide Metal Finishes](#)
 * [Click here to see Crate Divide TFL Finishes](#)

Ships KD = Knock Down (Needs assembly)

Code	Crate Mobile	Price
CRT2H2BMSKDF • 35.5" x 57" x 18"	2 High 2 Bay KD Crate Frame on Mobile Storage	2,918
CRT2H3BMSKDF • 3 High End Ladder • 53" x 57" x 18"	2 High 3 Bay KD Crate Frame on Mobile Storage	4,399
CRT2H4BMSKDF • 4 High End Ladder • 70.25" x 57" x 18"	2 High 4 Bay KD Crate Frame on Mobile Storage	5,012




Floor fixings & wall fixings are supplied as standard on all Crate Divide units and must be used to secure the unit.

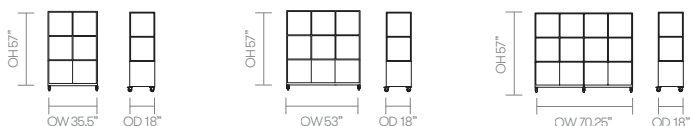
All prices listed in US \$



Note: These models are on mobile casters



dimensions – OH - Overall Height OD - Overall Depth OW - Overall Width AH - Arm Height SH - Seat Height SW - Seat Width SD - Seat Depth



to specify your storage...

1. Check the [Standard Features & Finishes](#) and select the [Model](#) you require
2. Select any [Optional Extras](#) or [Alternative Finishes](#) you require and add on any extra costs as shown per product
3. You now have the total cost and specification for [Your Storage](#)

When ordering please ensure that you send us all this information so we can correctly fulfill your requirements.

Crate Divide – KD

Design – Allermuir

A cube based modular storage system with a prime function to act as a room divider. Create spaces using the modular design of Crate.

Pre-built components can be connected together in-line or at right angles to create different zones within existing spaces.



standard & optional features

	CRTLCDMSFD Low Credenza with TFL Shelf/flipper door unit	CRTLCDPSFD Low Credenza with Ply Shelf/flipper door unit	CRTLCDMCBFD Low Credenza with TFL Closed Box/flipper door unit	CRTLCDPCBFD Low Credenza with Ply Closed Box/flipper door unit	CRTLCDM2FD Low Credenza with 2 TFL flipper door units	CRTLCDP2FD Low Credenza with 2 Ply flipper door units
Weight (lbs approx)	-	-	-	-	-	-
Tubular Steel frame finished in Black powder coat	●	●	●	●	●	●
TFL Storage available in Urban Maple, Black, White, or Strata Oak	●	□	●	□	●	□
Ply Storage available in clear lacquer finish	□	●	□	●	□	●
1/2" Solid surface top available in Cloud	●	●	●	●	●	●

Optional features:

Tubular Steel frame available in White, Sage, and Bronze powder coat*	+ \$0	+ \$0	+ \$0	+ \$0	+ \$0	+ \$0
---	-------	-------	-------	-------	-------	-------

	CRTHCDMSFD High Credenza with TFL Shelf/flipper door unit	CRTHCDPSFD High Credenza with Ply Shelf/flipper door unit	CRTHCDMCBFD High Credenza with TFL Closed Box/flipper door unit	CRTHCDPCBFD High Credenza with Ply Closed Box/flipper door unit	CRTHCDM2FD High Credenza with 2 TFL flipper door units	CRTHCDP2FD High Credenza with 2 Ply flipper door units
Weight (lbs approx)	-	-	-	-	-	-
Tubular Steel frame finished in Black powder coat	●	●	●	●	●	●
TFL Storage available in Urban Maple, Black, White, or Strata Oak	●	□	●	□	●	□
Ply Storage available in clear lacquer finish	□	●	□	●	□	●
1/2" Solid surface top available in Cloud	●	●	●	●	●	●

Optional features:

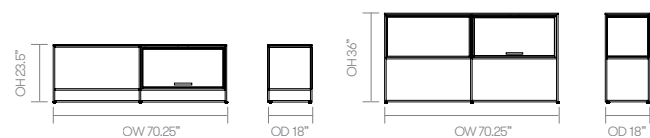
Tubular Steel frame available in White, Sage, and Bronze powder coat*	+ \$0	+ \$0	+ \$0	+ \$0	+ \$0	+ \$0
---	-------	-------	-------	-------	-------	-------

* Click here to see [Crate Divide Metal Finishes](#)

* Click here to see [Crate Divide TFL Finishes](#)

Ships KD = Knock Down (Needs assembly)

dimensions – OH - Overall Height OD - Overall Depth OW - Overall Width AH - Arm Height SH - Seat Height SW - Seat Width SD - Seat Depth



Code	Crate Credenza	Price
CRTLCDMSFD • 70.25" x 23.5" x 18"	Low Credenza with TFL Shelf and Flipper Door storage unit	5,304
CRTLCDPSFD • 70.25" x 23.5" x 18"	Low Credenza with Ply Shelf and Flipper Door storage unit	6,912
CRTLCDMCBFD • 70.25" x 23.5" x 18"	Low Credenza with TFL Closed Box and Flipper Door storage unit	5,594
CRTLCDPCBFD • 70.25" x 23.5" x 18"	Low Credenza with Ply Closed Box and Flipper Door storage unit	7,897
CRTLCDM2FD • 70.25" x 23.5" x 18"	Low Credenza with 2 TFL Flipper Door storage units	6,157
CRTLCDP2FD • 70.25" x 23.5" x 18"	Low Credenza with 2 Ply Flipper Door storage units	8,764
CRTHCDMSFD • 70.25" x 36" x 18"	High Credenza with TFL Shelf and Flipper Door storage unit	5,651
CRTHCDPSFD • 70.25" x 36" x 18"	High Credenza with Ply Shelf and Flipper Door storage unit	7,564
CRTHCDMCBFD • 70.25" x 36" x 18"	High Credenza with TFL Closed Box and Flipper Door storage unit	5,941
CRTHCDPCBFD • 70.25" x 36" x 18"	High Credenza with Ply Closed Box and Flipper Door storage unit	8,245
CRTHCDM2FD • 70.25" x 36" x 18"	High Credenza with 2 TFL Flipper Door storage units	6,505
CRTHCDP2FD • 70.25" x 36" x 18"	High Credenza with 2 Ply Flipper Door storage units	9,111



Floor fixings & wall fixings are supplied as standard on all Crate Divide units and must be used to secure the unit.

All prices listed in US \$

to specify your storage...

1. Check the [Standard Features & Finishes](#) and select the [Model](#) you require
2. Select any [Optional Extras](#) or [Alternative Finishes](#) you require and add on any extra costs as shown per product
3. You now have the total cost and specification for [Your Storage](#)

When ordering please ensure that you send us all this information so we can correctly fulfill your requirements.

Crate Divide – KD

Design – Allermuir

A cube based modular storage system with a prime function to act as a room divider. Create spaces using the modular design of Crate.

Pre-built components can be connected together in-line or at right angles to create different zones within existing spaces.



standard & optional features

	CRTPS Ply Shelf	CRTMS TFL Shelf	CRTPOB Ply Open Box	CRTMOB TFL Open Box	CRTPCB Ply Closed Box	CRTMCB TFL Closed Box	CRTBPPB Ply Box with Poly Carb Back	CRTPLB Ply Locker	CRTMLB TFL Locker	CRTSPT Steel Planter Tray	CRTPPT Plastic Planter Tray	CRTMP Magnetic Panel	CRTFPF Pinnable Fabric Panel
Weight (lbs approx)	3.1	3.3	21.6	22	24.7	24.9	22	35.3	37.5	13.7	1.8	20.5	22
0.5" Plywood shelf with clear finish	●	□	□	□	□	□	□	□	□	□	□	□	□
0.5" TFL Shelf available in Urban Maple, Black, White or Strata Oak	□	●	□	□	□	□	□	□	□	□	□	□	□
0.5" Plywood open box with clear finish	□	□	●	□	□	□	□	□	□	□	□	□	□
0.5" TFL open box available in Urban Maple, Black, White or Strata Oak	□	□	□	●	□	□	□	□	□	□	□	□	□
0.5" Plywood closed box with clear finish	□	□	□	□	●	□	□	□	□	□	□	□	□
0.5" TFL closed box available in Urban Maple, Black, White or Strata Oak	□	□	□	□	□	●	□	□	□	□	□	□	□
0.5" Plywood box and poly carbonate back with a clear finish	□	□	□	□	□	□	●	□	□	□	□	□	□
0.5" Ply locker with a clear finish and includes two keys	□	□	□	□	□	□	□	●	□	□	□	□	□
0.5" TFL locker avail. in Urban Maple, Black, White or Strata Oak and includes two keys	□	□	□	□	□	□	□	□	●	□	□	□	□
Steel planter finished in Black powder coat	□	□	□	□	□	□	□	□	□	●	□	□	□
Textured black ABS Planter Tray hangs into unit below	□	□	□	□	□	□	□	□	□	□	●	□	□
Two bay wide magnetic dry wipe board	□	□	□	□	□	□	□	□	□	□	□	●	□
Two bay wide pinnable fabric panel available in Camira Blazer or Synergy	□	□	□	□	□	□	□	□	□	□	□	□	●

Optional features:

Steel available in White, Sage, and Bronze powder coat*	-	-	-	-	-	-	-	-	-	+\$0	-	-	-
---	---	---	---	---	---	---	---	---	---	------	---	---	---

* Click here to see [Crate Divide Metal Finishes](#)
 * Click here to see [Crate Divide TFL Finishes](#)

Ships KD = Knock Down (Needs assembly)

Model	Price
CRTPS • Ply shelf • 16.6" x 16.6" x 0.5"	182
CRTMS • TFL shelf • 16.6" x 16.6" x 0.5"	89
CRTPOB • Ply open box • Internal – 15.7" x 15.7" x 16.6"	919
CRTMOB • TFL open box • Internal – 15.7" x 15.7" x 16.6"	374
CRTPCB • Ply closed box • Internal – 15.7" x 15.7" x 16.1"	1,051
CRTMCB • TFL closed box • Internal – 15.7" x 15.7" x 16.1"	413
CRTBPPB • Ply box with plastic back • Internal – 15.7" x 15.7" x 16"	947
CRTPLB • Ply Locker • Internal – 15.25" x 15.25" x 16.5"	1,340
CRTMLB • TFL Locker • Internal – 15.25" x 15.25" x 16.5"	620
CRTSPT • Steel planter tray • Internal – 16.5" x 16.5" x 5.2"	412
CRTPPT • Plastic planter tray • Internal – 15.25" x 15.25" x 5"	209
CRTMP • Magnetic dry wipe back panel • 35.5" x 35.5"	342
CRTFPF • Pinnable fabric back panel • 35.5" x 35.5" • Camira Blazer or Synergy	850



All prices listed in US \$

to specify your storage...

1. Check the [Standard Features & Finishes](#) and select the [Model](#) you require
2. Select any [Optional Extras](#) or [Alternative Finishes](#) you require and add on any extra costs as shown per product
3. You now have the total cost and specification for [Your Storage](#)

When ordering please ensure that you send us all this information so we can correctly fulfill your requirements.

Crate Divide – KD

Design – Allermuir

A cube based modular storage system with a prime function to act as a room divider. Create spaces using the modular design of Crate.

Pre-built components can be connected together in-line or at right angles to create different zones within existing spaces.



standard & optional features

	CRT2BPS 2 Bay Ply Shelf	CRT2BMS 2 Bay TFL Shelf	CRT2BPOB 2 Bay Ply Open Box	CRT2BMOB 2 Bay TFL Open Box	CRT2BPCB 2 Bay Ply Closed Box	CRT2BMCB 2 Bay TFL Closed Box	CRT2BPFDB 2 Bay Ply Flipper Door Box	CRT2BMFDB 2 Bay TFL Flipper Door Box
Weight (lbs approx)	-	-	-	-	-	-	-	-
0.5" Plywood shelf with clear finish	●	□	□	□	□	□	□	□
0.5" TFL Shelf available in Urban Maple, Black, White or Strata Oak	□	●	□	□	□	□	□	□
0.5" Plywood open box with clear finish	□	□	●	□	□	□	□	□
0.5" TFL open box available in Urban Maple, Black, White or Strata Oak	□	□	□	●	□	□	□	□
0.5" Plywood closed box with clear finish	□	□	□	□	●	□	□	□
0.5" TFL closed box available in Urban Maple, Black, White or Strata Oak	□	□	□	□	□	●	□	□
0.5" Plywood box with a flipper door and a clear finish	□	□	□	□	□	□	●	□
0.5" TFL box with flipper door available in Urban Maple, Black, White, or Strata Oak	□	□	□	□	□	□	□	●

dimensions – OH - Overall Height OD - Overall Depth OW - Overall Width AH - Arm Height SH - Seat Height SW - Seat Width SD - Seat Depth

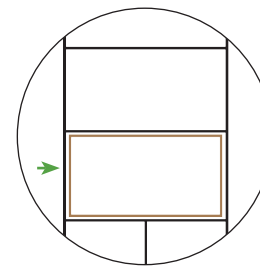
Floor Standing Inline Steel Frame	Price
CRT2BPS • 2 Bay Ply shelf • 34" x 16.5" x 0.5"	288 See Note 1
CRT2BMS • 2 Bay TFL shelf • 34" x 16.5" x 0.5"	125 See Note 1
CRT2BPOB • 2 Bay Ply open box • Internal – 33" x 15.5" x 16.5"	1,396 See Notes 1 & 2
CRT2BMOB • 2 Bay TFL open box • Internal – 33" x 15.5" x 16.5"	487 See Notes 1 & 2
CRT2BPCB • 2 Bay Ply closed box • Internal – 33" x 15.5" x 16.5"	1,631 See Notes 1 & 2
CRT2BMCB • 2 Bay TFL closed box • Internal – 33" x 15.5" x 16.5"	560 See Notes 1 & 2
CRT2BPFDB • 2 Bay Ply box with flipper door • Internal – 33" x 15.5" x 15.5"	2,560 See Notes 1 & 2
CRT2BMFDB • 2 Bay TFL box with flipper door • Internal – 33" x 15.5" x 15.5"	1,163 See Notes 1 & 2



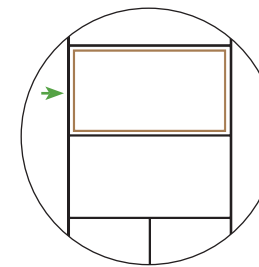
Note 1: Can only be used with two 'double connector bars' from CRT2DCB-KD, CRT4DCB-KD, CRT6DCB-KD

All prices listed in US \$

Note 2: Please specify, Single Bays to Double Bay or Double Bay to Double Bay when ordering,



Single Bay to Double Bay



Double Bay to Double Bay

to specify your storage...

1. Check the [Standard Features & Finishes](#) and select the [Model](#) you require
2. Select any [Optional Extras](#) or [Alternative Finishes](#) you require and add on any extra costs as shown per product
3. You now have the total cost and specification for [Your Storage](#)

When ordering please ensure that you send us all this information so we can correctly fulfill your requirements.

* [Click here to see Crate Divide Metal Finishes](#)
* [Click here to see Crate Divide TFL Finishes](#)

Ships KD = Knock Down (Needs assembly)

Crate Divide – KD

Design – Allermuir

A cube based modular storage system with a prime function to act as a room divider. Create spaces using the modular design of Crate.

Pre-built components can be connected together in-line or at right angles to create different zones within existing spaces.



standard & optional features

- Standard feature
- Not available

CRTCDY Crate Coaddy

Weight (lbs approx)	–
Tubular Steel frame finished in Black powder coat	●
Cork lining on top tray and shelf	●
Oak-fronted shelf on steel runners	●
Plastic casters	●
Optional features:	
Tubular Steel frame available in White, Sage, and Bronze powder coat*	+ \$0

- * [Click here to see Crate Divide Metal Finishes](#)
- * [Click here to see Cork finish](#)
- * [Click here to see Oak finish](#)

Ships KD = Knock Down (Needs assembly)

Code	Crate Mobile Caddy	Price
CRTCDY • 21.5" x 14.5" x 22"	Mobile Caddy Storage Unit	2,262

All prices listed in US \$



dimensions – OH - Overall Height OD - Overall Depth OW - Overall Width AH - Arm Height SH - Seat Height SW - Seat Width SD - Seat Depth



to specify your storage...

1. Check the [Standard Features & Finishes](#) and select the [Model](#) you require
2. Select any [Optional Extras](#) or [Alternative Finishes](#) you require and add on any extra costs as shown per product
3. You now have the total cost and specification for [Your Storage](#)

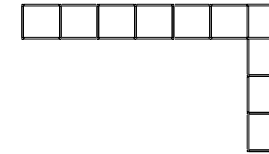

When ordering please ensure that you send us all this information so we can correctly fulfill your requirements.

Crate Divide – KD

Design – Allermuir

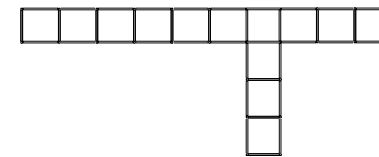

A cube based modular storage system with a prime function to act as a room divider. Create spaces using the modular design of Crate.

Pre-built components can be connected together in-line or at right angles to create different zones within existing spaces.



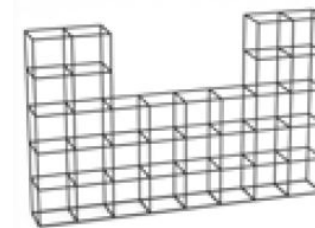
Typical 1

Product Code	Unit	Quantity	Subtotal
CRT5H90-KD	1,443	1	1,443
CRT5HE	468	2	936
CRT5HM	477	7	3,339
CRT12CB-KD	585	9	5,265
		Total	10,983



Typical 2

Product Code	Unit	Quantity	Subtotal
CRT5H180-KD	1,489	1	1,489
CRT5HE	468	3	1,404
CRT5HM	477	9	4,293
CRT12CB-KD	585	12	7,020
		Total	14,206



Typical 3

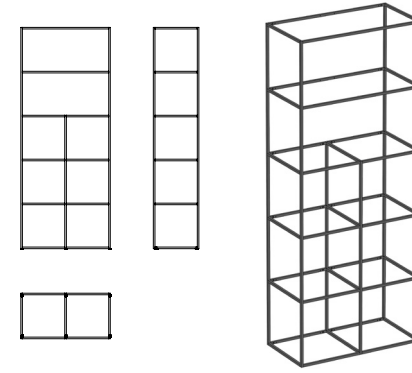
Product Code	Unit	Quantity	Subtotal
CRT5HE	468	2	936
CRT5HM	477	4	1,908
CRT3HM	351	3	1,053
CRT12CB-KD	585	4	2,340
CRT8CB-KD	429	4	1,716
		Total	7,953

Crate Divide – KD

Design – Allermuir

A cube based modular storage system with a prime function to act as a room divider. Create spaces using the modular design of Crate.

Pre-built components can be connected together in-line or at right angles to create different zones within existing spaces.



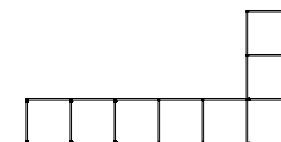
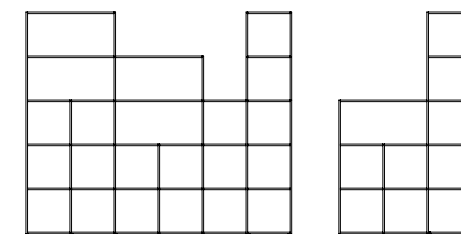
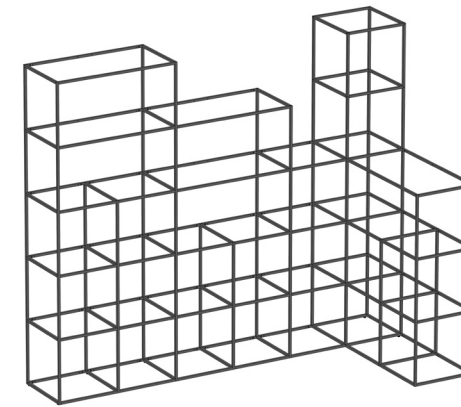
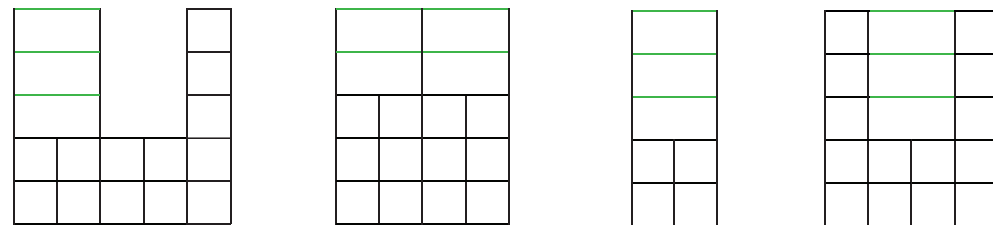
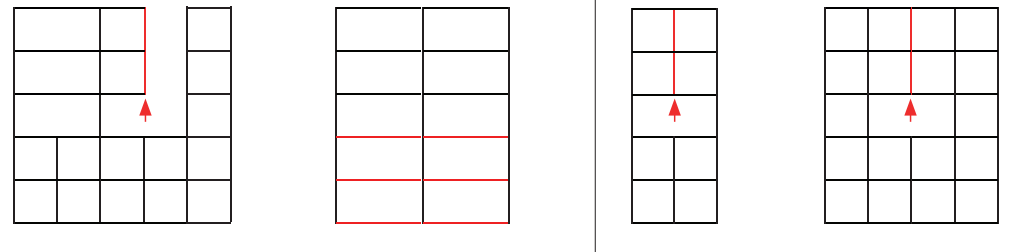
Double Bay Typical 1

Product Code	Unit	Quantity	Subtotal
CRT5HE	468	2	936
CRT3HM	351	1	351
CRT8CB-KD	429	2	858
CRT4DCB-KD	259	1	259
		Total	2,404

Double Bay Typical 2

Product Code	Unit	Quantity	Subtotal
CRT5HE	468	1	468
CRT3HE	347	1	347
CRT3HM	351	1	351
CRT5HM	477	1	477
CRT2HM	301	2	602
CRT4HM	405	1	405
CRT12CB-KID	585	4	2,340
CRT4DCB-KD	259	2	518
CRT2DCB-KD	149	1	149
CRT5H90-KD	1,443	1	1,443
		Total	7,100

Double Bay Build Rules

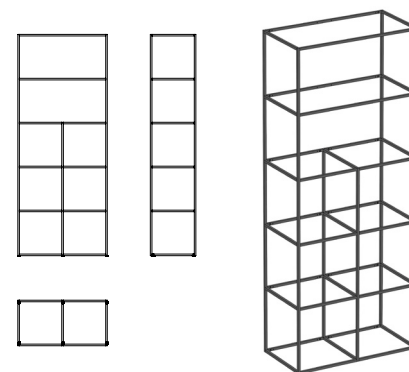


Crate Divide – KD

Design – Allermuir

A cube based modular storage system with a prime function to act as a room divider. Create spaces using the modular design of Crate.

Pre-built components can be connected together in-line or at right angles to create different zones within existing spaces.



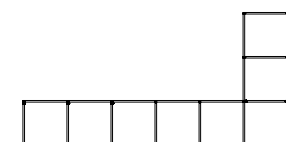
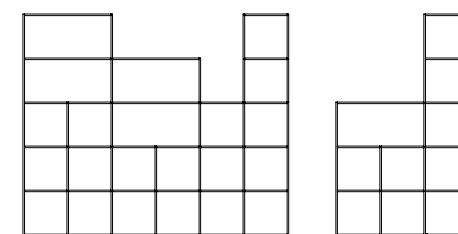
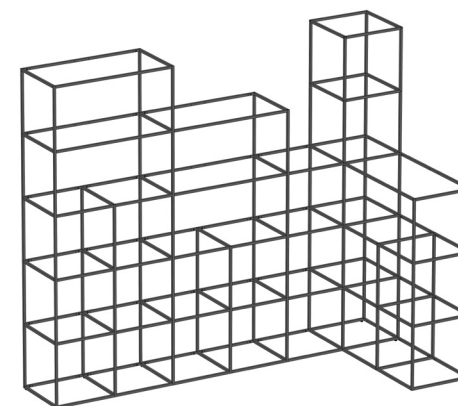
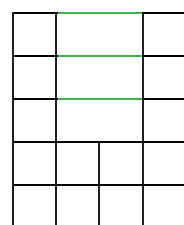

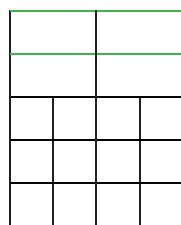
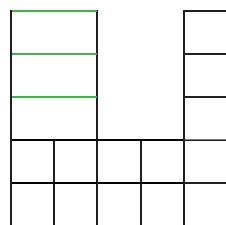
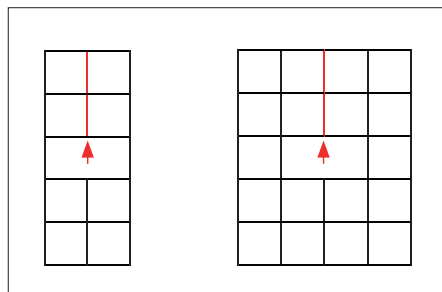

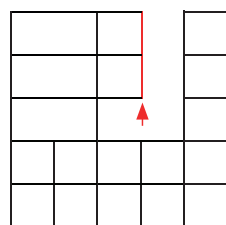
Double Bay Typical 1

Product Code	Unit	Quantity	Subtotal
CRT5HE	468	2	936
CRT3HM	351	1	351
CRT8CB-KD	429	2	858
CRT4DCB-KD	259	1	259
		Total	2,404

Double Bay Typical 2

Product Code	Unit	Quantity	Subtotal
CRT5HE	468	1	468
CRT3HE	347	1	347
CRT3HM	351	1	351
CRT5HM	477	1	477
CRT2HM	301	2	602
CRT4HM	405	1	405
CRT12CB-KID	585	4	2,340
CRT4DCB-KD	259	2	518
CRT2DCB-KD	149	1	149
CRT5H90-KD	1,443	1	1,443
		Total	7,100

Double Bay Build Rules



Crate Divide

Metal Finishes



Black White Sage Bronze

TFL Surfaces



White Black Strata Oak Urban Maple

Accessories



Clear Plywood