

Allermuir

Axis Table

allermuir.com

Axis Tables

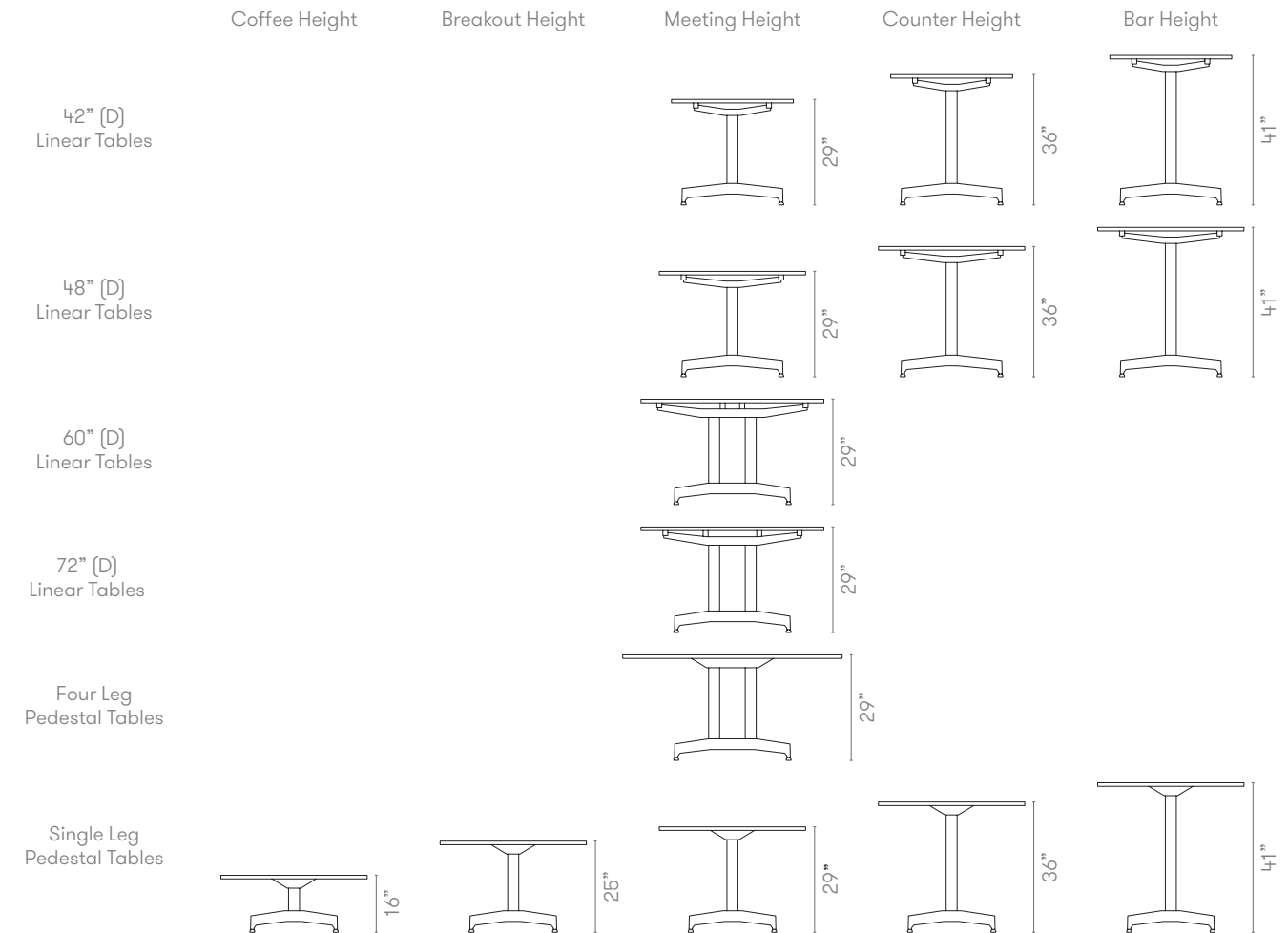
Axis connects people both digitally and physically through its extensive versatile design focused on power and connectivity. Whether it's for conferencing, training, meeting or collaboration - whether in person or digitally - Axis offers a variety of top sizes and configurations. Its core design ensures seamless integration of power and data, making it easier for users to stay connected.

Axis Tables – Product Specification

Standard Features (*Selected models only)
 Rectangular, Soft Rectangular, Boat, Tapered, Video Conference, Square or Circular shaped available on 1" TFL or 1" Laminate on MDF core tops
 Steel frame and rails
 Aluminum columns, leg-castings and lower rails
 Plastic leveling feet

Standard Features (*Selected models only)
 Optional Cable Trays
 Optional in surface or under table Power Options
 Socket Tray covers for Power Options*

Dimensions



DESIGN

Allermuir Design Team

Our team of talented in house designers are responsible for creating elegant, innovative furniture designs which not only look beautiful, but minimize the impact on the world around us.

They come from all over the world, but are based in our Design Center located in a quiet Lancashire village just outside the Ribble Valley. Our dedicated facility is over three floors which include studios, a materials test center and prototyping lab.

Axis Tables - Meeting Height Rectangular Tables

Design - Allermuir

Axis connects people both digitally and physically through its extensive versatile design focused on power and connectivity. Whether it's for conferencing, training, meeting or collaboration - whether in person or digitally - Axis offers a variety of top sizes and configurations. Its core design ensures seamless integration of power and data, making it easier for users to stay connected.



standard & optional features

● Standard feature
□ Not available

	ATD7242RC	ATD7842RC	ATD8442RC	ATD9642RC	ATD14442RC	ATD16642RC	ATD19242RC
	Rectangular Meeting Height 72" x 42"	Rectangular Meeting Height 78" x 42"	Rectangular Meeting Height 84" x 42"	Rectangular Meeting Height 96" x 42"	Rectangular Meeting Height 144" x 42"	Rectangular Meeting Height 166" x 42"	Rectangular Meeting Height 192" x 42"
1" TFL top with matching edge tape (TE)	●	●	●	●	●	●	●
1" Laminate faced MDF core top with clear edge profile (46)	●	●	●	●	●	●	●
Steel frame and rails finished in Black powder coat	●	●	●	●	●	●	●
Aluminum columns, leg-castings and lower rails finished in Black powder coat	●	●	●	●	●	●	●
Plastic leveling feet	●	●	●	●	●	●	●

Optional features:

Table edge profile (46) can be stained in Solid Black, Solid White or Espresso	+ \$30	+ \$30	+ \$30	+ \$30	+ \$60	+ \$60	+ \$60
1 x Cutout for power option A, please add "-A" to product code	+ \$160	+ \$160	+ \$160	+ \$160	-	-	-
1 x Cutout for power option B, please add "-B" to product code	+ \$155	+ \$155	+ \$155	+ \$155	-	-	-
2 x Cutout for power option A, please add "-A" to product code	-	-	-	-	+ \$400	-	-
2 x Cutout for power option B, please add "-B" to product code	-	-	-	-	+ \$385	-	-
3 x Cutout for power option A, please add "-A" to product code	-	-	-	-	-	+ \$540	-
2 x Cutout for power option B, please add "-B" to product code	-	-	-	-	-	+ \$395	-
4 x Cutout for power option A, please add "-A" to product code	-	-	-	-	-	-	+ \$770
4 x Cutout for power option B, please add "-B" to product code	-	-	-	-	-	-	+ \$725
Top frame, rails, columns, leg-castings and lower rails available in White, Umbra	+ \$0	+ \$0	+ \$0	+ \$0	+ \$0	+ \$0	+ \$0
Metal cable tray(s) available in Black, White, Umbra Gray, Dark Bronze and Ceramic White	+ \$181	+ \$203	+ \$226	+ \$249	+ \$442	+ \$568	+ \$667

* Please click here for finish reference

Ships KD = Knock Down (Assembly Required)

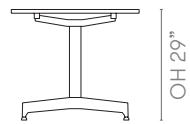
Optional perimeter power [-D] is available, please refer to Power Location page and Power Options and Accesories page to specify.

Please refer to Power Location page for -A and -B cutout details and Power option and Accessories page to specify -A and -B power.

When cutout -A or -B is specified, [1] 3-prong plug infeed, unit to unit jumpers + P-clips will be included with the table. Additional infeeds available seperately.

dimensions

OH - Overall Height



Code

	Usually Seats	Edge	TFL Standard	TFL Premium Colors	TFL Premium Woodgrains	Global Laminates	Fenix
ATD7242RC • Rectangular • 29" (H) • 72" (W) x 42" (D) • Single Column Linear Frame • Accepts optional 24"W Cable Tray	6	TE	2,358	2,398	2,438	-	-
		46	-	-	-	3,315	4,260
ATD7842RC • Rectangular • 29" (H) • 78" (W) x 42" (D) • Single Column Linear Frame • Accepts optional 32"W Cable Tray	6	TE	2,429	2,469	2,510	-	-
		46	-	-	-	3,381	4,405
ATD8442RC • Rectangular • 29" (H) • 84" (W) x 42" (D) • Single Column Linear Frame • Accepts optional 39"W Cable Tray	8	TE	2,487	2,533	2,579	-	-
		46	-	-	-	3,407	4,510
ATD9642RC • Rectangular • 29" (H) • 96" (W) x 42" (D) • Single Column Linear Frame • Accepts optional 48"W Cable Tray	8	TE	2,554	2,601	2,648	-	-
		46	-	-	-	3,433	4,693
ATD14442RC • Rectangular • 29" (H) • 144" (W) x 42" (D) • Single Column Linear Frame • Accepts 2x optional 42"W Cable Tray	12	TE	3,293	3,373	3,453	-	-
		46	-	-	-	5,205	7,095
ATD16642RC • Rectangular • 29" (H) • 166" (W) x 42" (D) • Single Column Linear Frame • Accepts 2x optional 54"W Cable Tray	14	TE	3,341	3,422	3,503	-	-
		46	-	-	-	5,242	7,421
ATD19242RC • Rectangular • 29" (H) • 192" (W) x 42" (D) • Single Column Linear Frame • Accepts 2x optional 65"W Cable Tray	16	TE	3,594	3,690	3,796	-	-
		46	-	-	-	5,352	7,872

GL = Global Laminate Range

TFL = TFL Range

TE = Taped Edge

46 = Profile Edge

All prices listed in US \$

Axis Tables - Meeting Height Rectangular Tables

Design - Allermuir

Axis connects people both digitally and physically through its extensive versatile design focused on power and connectivity. Whether it's for conferencing, training, meeting or collaboration - whether in person or digitally - Axis offers a variety of top sizes and configurations. Its core design ensures seamless integration of power and data, making it easier for users to stay connected.



standard & optional features

● Standard feature
□ Not available

	ATD8448RC	ATD9648RC	ATD12048RC	ATD14448RC	ATD16648RC	ATD19248RC
	Rectangular Meeting Height 84" x 48"	Rectangular Meeting Height 96" x 48"	Rectangular Meeting Height 120" x 48"	Rectangular Meeting Height 144" x 48"	Rectangular Meeting Height 166" x 48"	Rectangular Meeting Height 192" x 48"
1" TFL top with matching edge tape (TE)	●	●	●	●	●	●
1" Laminate faced MDF core top with clear edge profile (46)	●	●	●	●	●	●
Steel frame and rails finished in Black powder coat	●	●	●	●	●	●
Aluminum columns, leg-castings and lower rails finished in Black powder coat	●	●	●	●	●	●
Plastic leveling feet	●	●	●	●	●	●

Optional features:

Table edge profile (46) can be stained in Solid Black, Solid White or Espresso	+ \$30	+ \$30	+ \$60	+ \$60	+ \$60	+ \$60
1 x Cutout for power option A, please add "-A" to product code	+ \$160	+ \$160	-	-	-	-
1 x Cutout for power option B, please add "-B" to product code	+ \$155	+ \$155	-	-	-	-
2 x Cutout for power option A, please add "-A" to product code	-	-	+ \$400	+ \$400	-	-
2 x Cutout for power option B, please add "-B" to product code	-	-	+ \$385	+ \$385	-	-
3 x Cutout for power option A, please add "-A" to product code	-	-	-	-	+ \$540	-
2 x Cutout for power option B, please add "-B" to product code	-	-	-	-	+ \$395	-
4 x Cutout for power option A, please add "-A" to product code	-	-	-	-	-	+ \$770
4 x Cutout for power option B, please add "-B" to product code	-	-	-	-	-	+ \$725
Top frame, rails, columns, leg-castings and lower rails available in White, Umbra Gray, Dark Bronze and Ceramic White	+ \$0	+ \$0	+ \$0	+ \$0	+ \$0	+ \$0
Metal cable tray(s) available in Black, White, Umbra Gray, Dark Bronze and Ceramic White	+ \$226	+ \$249	+ \$408	+ \$442	+ \$568	+ \$667

* Please click here for finish reference

Ships KD = Knock Down (Assembly Required)

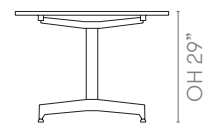
Optional perimeter power [-D] is available, please refer to Power Location page and Power Options and Accesories page to specify.

Please refer to Power Location page for -A and -B cutout details and Power option and Accessories page to specify -A and -B power.

When cutout -A or -B is specified, [1] 3-prong plug infeed, unit to unit jumpers + P-clips will be included with the table. Additional infeeds available seperately.

dimensions

OH - Overall Height



Code

	Usually Seats	Edge	TFL Standard	TFL Premium Colors	TFL Premium Woodgrains	Global Laminates	Fenix	
ATD8448RC • Rectangular • 29" (H) • 84" (W) x 48" (D) • Single Column Linear Frame • Accepts optional 39"W Cable Tray	8		TE	2,639	2,690	2,740	-	-
	8		46	-	-	-	3,485	4,745
ATD9648RC • Rectangular • 29" (H) • 96" (W) x 48" (D) • Single Column Linear Frame • Accepts optional 48"W Cable Tray	8		TE	2,673	2,726	2,780	-	-
	8		46	-	-	-	3,491	4,931
ATD12048RC • Rectangular • 29" (H) • 120" (W) x 48" (D) • Single Column Linear Frame • Accepts 2x optional 30"W Cable Tray	10		TE	3,820	3,896	3,971	-	-
	10		46	-	-	-	4,717	6,517
ATD14448RC • Rectangular • 29" (H) • 144" (W) x 48" (D) • Single Column Linear Frame • Accepts 2x optional 42"W Cable Tray	12		TE	4,195	4,280	4,366	-	-
	12		46	-	-	-	6,066	8,226
ATD16648RC • Rectangular • 29" (H) • 166" (W) x 48" (D) • Single Column Linear Frame • Accepts 2x optional 54"W Cable Tray	14		TE	4,331	4,426	4,521	-	-
	14		46	-	-	-	6,096	8,586
ATD19248RC • Rectangular • 29" (H) • 192" (W) x 48" (D) • Single Column Linear Frame • Accepts 2x optional 65"W Cable Tray	16		TE	4,570	4,678	4,786	-	-
	16		46	-	-	-	6,205	9,085

GL = Global Laminate Range

TFL = TFL Range

TE = Taped Edge

46 = Profile Edge

All prices listed in US \$



Axis Tables - Meeting Height Rectangular Tables

Design - Allermuir

Axis connects people both digitally and physically through its extensive versatile design focused on power and connectivity. Whether it's for conferencing, training, meeting or collaboration - whether in person or digitally - Axis offers a variety of top sizes and configurations. Its core design ensures seamless integration of power and data, making it easier for users to stay connected.



standard & optional features

● Standard feature
□ Not available

	ATD12060RC	ATD14460RC	ATD16660RC	ATD19260RC	ATD14472RC	ATD16672RC	ATD19272RC
	Rectangular Meeting Height 120" x 60"	Rectangular Meeting Height 144" x 60"	Rectangular Meeting Height 166" x 60"	Rectangular Meeting Height 192" x 60"	Rectangular Meeting Height 144" x 72"	Rectangular Meeting Height 166" x 72"	Rectangular Meeting Height 192" x 72"
1" TFL top with matching edge tape (TE)	●	●	●	●	●	●	●
1" Laminate faced MDF core top with clear edge profile (46)	●	●	●	●	●	●	●
Steel frame and rails finished in Black powder coat	●	●	●	●	●	●	●
Aluminum columns, leg-castings and lower rails finished in Black powder coat	●	●	●	●	●	●	●
Plastic leveling feet	●	●	●	●	●	●	●

Optional features:

Table edge profile (46) can be stained in Solid Black, Solid White or Espresso	+ \$60	+ \$60	+ \$60	+ \$60	+ \$60	+ \$60	+ \$60
2 x Cutout for power option A, please add "-A" to product code	+ \$400	+ \$400	-	-	+ \$415	-	-
2 x Cutout for power option B, please add "-B" to product code	+ \$385	+ \$385	-	-	+ \$395	-	-
3 x Cutout for power option A, please add "-A" to product code	-	-	+ \$540	-	-	+ \$540	-
2 x Cutout for power option B, please add "-B" to product code	-	-	+ \$395	-	-	+ \$395	-
4 x Cutout for power option A, please add "-A" to product code	-	-	-	+ \$770	-	-	+ \$780
4 x Cutout for power option B, please add "-B" to product code	-	-	-	+ \$725	-	-	+ \$740
Top frame, rails, columns, leg-castings and lower rails available in White, Umbra Gray, Dark Bronze and Ceramic White	+ \$0	+ \$0	+ \$0	+ \$0	+ \$0	+ \$0	+ \$0
Metal cable tray(s) available in Black, White, Umbra Gray, Dark Bronze and Ceramic White	+ \$408	+ \$442	+ \$568	+ \$667	+ \$434	+ \$512	+ \$662

* Please click here for finish reference

Ships KD = Knock Down (Assembly Required)

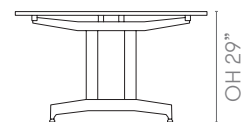
Optional perimeter power (-D) is available, please refer to Power Location page and Power Options and Accesories page to specify.

Please refer to Power Location page for -A and -B cutout details and Power option and Accessories page to specify -A and -B power.

When cutout -A or -B is specified, (1) 3-prong plug infeed, unit to unit jumpers + P-clips will be included with the table. Additional infeeds available seperately.

dimensions

OH - Overall Height



Code

	Usually Seats	Edge	TFL Standard	TFL Premium Colors	TFL Premium Woodgrains	Global Laminates	Fenix
ATD12060RC • Rectangular • 29" (H) • 120" (W) x 60" (D) • Double Column Linear Frame • Accepts 2x optional 30"W Cable Tray	12	TE	6,278	6,370	6,461	-	-
		46	-	-	-	7,833	10,083
ATD14460RC • Rectangular • 29" (H) • 144" (W) x 60" (D) • Double Column Linear Frame • Accepts 2x optional 42"W Cable Tray	14	TE	6,749	6,853	6,956	-	-
		46	-	-	-	8,183	10,883
ATD16660RC • Rectangular • 29" (H) • 166" (W) x 60" (D) • Double Column Linear Frame • Accepts 2x optional 54"W Cable Tray	16	TE	7,159	7,275	7,390	-	-
		46	-	-	-	9,303	12,416
ATD19260RC • Rectangular • 29" (H) • 192" (W) x 60" (D) • Double Column Linear Frame • Accepts 2x optional 65"W Cable Tray	18	TE	7,485	7,699	7,912	-	-
		46	-	-	-	9,344	12,944
ATD14472RC • Rectangular • 29" (H) • 144" (W) x 72" (D) • Double Column Linear Frame • Accepts 2x optional 38"W Cable Tray	14	TE	6,983	7,096	7,210	-	-
		46	-	-	-	9,932	13,172
ATD16672RC • Rectangular • 29" (H) • 166" (W) x 72" (D) • Double Column Linear Frame • Accepts 2x optional 50"W Cable Tray	16	TE	7,348	7,479	7,610	-	-
		46	-	-	-	11,262	14,997
ATD19272RC • Rectangular • 29" (H) • 192" (W) x 72" (D) • Double Column Linear Frame • Accepts 2x optional 61"W Cable Tray	18	TE	7,730	7,886	8,043	-	-
		46	-	-	-	11,609	15,929

GL = Global Laminate Range

TFL = TFL Range

TE = Taped Edge

46 = Profile Edge

All prices listed in US \$

Axis Tables - Meeting Height Soft Rectangular Tables

Design - Allermuir

Axis connects people both digitally and physically through its extensive versatile design focused on power and connectivity. Whether it's for conferencing, training, meeting or collaboration - whether in person or digitally - Axis offers a variety of top sizes and configurations. Its core design ensures seamless integration of power and data, making it easier for users to stay connected.



standard & optional features

- Standard feature
- Not available

	ATD7242SR	ATD7842SR	ATD8442SR	ATD9642SR	ATD14442SR	ATD16642SR	ATD19242SR
	Soft Rectangular Meeting Height 72" x 42"	Soft Rectangular Meeting Height 78" x 42"	Soft Rectangular Meeting Height 84" x 42"	Soft Rectangular Meeting Height 96" x 42"	Soft Rectangular Meeting Height 144" x 42"	Soft Rectangular Meeting Height 166" x 42"	Soft Rectangular Meeting Height 192" x 42"
1" TFL top with matching edge tape (TE)	●	●	●	●	●	●	●
1" Laminate faced MDF core top with clear edge profile (46)	●	●	●	●	●	●	●
Steel frame and rails finished in Black powder coat	●	●	●	●	●	●	●
Aluminum columns, leg-castings and lower rails finished in Black powder coat	●	●	●	●	●	●	●
Plastic leveling feet	●	●	●	●	●	●	●
Optional features:							
Table edge profile (46) can be stained in Solid Black, Solid White or Espresso	+ \$30	+ \$30	+ \$30	+ \$30	+ \$60	+ \$60	+ \$60
1 x Cutout for power option A, please add "-A" to product code	+ \$160	+ \$160	+ \$160	+ \$160	-	-	-
1 x Cutout for power option B, please add "-B" to product code	+ \$155	+ \$155	+ \$155	+ \$155	-	-	-
2 x Cutout for power option A, please add "-A" to product code	-	-	-	-	+ \$400	-	-
2 x Cutout for power option B, please add "-B" to product code	-	-	-	-	+ \$385	-	-
3 x Cutout for power option A, please add "-A" to product code	-	-	-	-	-	+ \$540	-
2 x Cutout for power option B, please add "-B" to product code	-	-	-	-	-	+ \$395	-
4 x Cutout for power option A, please add "-A" to product code	-	-	-	-	-	-	+ \$770
4 x Cutout for power option B, please add "-B" to product code	-	-	-	-	-	-	+ \$740
Top frame, rails, columns, leg-castings and lower rails available in White, Umbra Gray, Dark Bronze and Ceramic White	+ \$0	+ \$0	+ \$0	+ \$0	+ \$0	+ \$0	+ \$0
Metal cable tray(s) available in Black, White, Umbra Gray, Dark Bronze and Ceramic White	+ \$181	+ \$203	+ \$226	+ \$249	+ \$442	+ \$568	+ \$667

* Please click here for finish reference

Ships KD = Knock Down (Assembly Required)

Optional perimeter power (-D) is available, please refer to Power Location page and Power Options and Accessories page to specify.

Please refer to Power Location page for -A and -B cutout details and Power option and Accessories page to specify -A and -B power.

When cutout -A or -B is specified, (1) 3-prong plug infeed, unit to unit jumpers + P-clips will be included with the table. Additional infeeds available separately.

dimensions

OH - Overall Height



Code

	Usually Seats	Edge	TFL Standard	TFL Premium Colors	TFL Premium Woodgrains	Global Laminates	Fenix
ATD7242SR • Soft Rectangular • 29" (H) • 72" (W) x 42" (D) • Single Column Linear Frame • Accepts optional 24"W Cable Tray	6	TE	2,358	2,398	2,438	-	-
		46	-	-	-	3,315	4,260
ATD7842SR • Soft Rectangular • 29" (H) • 78" (W) x 42" (D) • Single Column Linear Frame • Accepts optional 32"W Cable Tray	6	TE	2,429	2,469	2,510	-	-
		46	-	-	-	3,381	4,405
ATD8442SR • Soft Rectangular • 29" (H) • 84" (W) x 42" (D) • Single Column Linear Frame • Accepts optional 39"W Cable Tray	8	TE	2,487	2,533	2,579	-	-
		46	-	-	-	3,407	4,510
ATD9642SR • Soft Rectangular • 29" (H) • 96" (W) x 42" (D) • Single Column Linear Frame • Accepts optional 48"W Cable Tray	8	TE	2,554	2,601	2,648	-	-
		46	-	-	-	3,433	4,693
ATD14442SR • Soft Rectangular • 29" (H) • 144" (W) x 42" (D) • Single Column Linear Frame • Accepts 2x optional 42"W Cable Tray	12	TE	3,293	3,373	3,453	-	-
		46	-	-	-	5,205	7,095
ATD16642SR • Soft Rectangular • 29" (H) • 166" (W) x 42" (D) • Single Column Linear Frame • Accepts 2x optional 54"W Cable Tray	14	TE	3,341	3,422	3,503	-	-
		46	-	-	-	5,242	7,421
ATD19242SR • Soft Rectangular • 29" (H) • 192" (W) x 42" (D) • Single Column Linear Frame • Accepts 2x optional 65"W Cable Tray	16	TE	3,594	3,690	3,786	-	-
		46	-	-	-	5,352	7,872

GL = Global Laminate Range

TFL = TFL Range

TE = Taped Edge

46 = Profile Edge

All prices listed in US \$

Axis Tables - Meeting Height Soft Rectangular Tables

Design - Allermuir

Axis connects people both digitally and physically through its extensive versatile design focused on power and connectivity. Whether it's for conferencing, training, meeting or collaboration - whether in person or digitally - Axis offers a variety of top sizes and configurations. Its core design ensures seamless integration of power and data, making it easier for users to stay connected.



standard & optional features

- Standard feature
- Not available

	ATD8448SR	ATD9648SR	ATD12048SR	ATD14448SR	ATD16648SR	ATD19248SR
	Soft Rectangular Meeting Height 84" x 48"	Soft Rectangular Meeting Height 96" x 48"	Soft Rectangular Meeting Height 120" x 48"	Soft Rectangular Meeting Height 144" x 48"	Soft Rectangular Meeting Height 166" x 48"	Soft Rectangular Meeting Height 192" x 48"
1" TFL top with matching edge tape (TE)	●	●	●	●	●	●
1" Laminate faced MDF core top with clear edge profile (46)	●	●	●	●	●	●
Steel frame and rails finished in Black powder coat	●	●	●	●	●	●
Aluminum columns, leg-castings and lower rails finished in Black powder coat	●	●	●	●	●	●
Plastic leveling feet	●	●	●	●	●	●

Optional features:

Table edge profile (46) can be stained in Solid Black, Solid White or Espresso	+ \$30	+ \$30	+ \$60	+ \$60	+ \$60	+ \$60
1 x Cutout for power option A, please add "-A" to product code	+ \$160	+ \$160	-	-	-	-
1 x Cutout for power option B, please add "-B" to product code	+ \$155	+ \$155	-	-	-	-
2 x Cutout for power option A, please add "-A" to product code	-	-	+ \$400	+ \$400	-	-
2 x Cutout for power option B, please add "-B" to product code	-	-	+ \$385	+ \$385	-	-
3 x Cutout for power option A, please add "-A" to product code	-	-	-	-	+ \$540	-
2 x Cutout for power option B, please add "-B" to product code	-	-	-	-	+ \$395	-
4 x Cutout for power option A, please add "-A" to product code	-	-	-	-	-	+ \$770
4 x Cutout for power option B, please add "-B" to product code	-	-	-	-	-	+ \$725
Top frame, rails, columns, leg-castings and lower rails available in White, Umbra Gray, Dark Bronze and Ceramic White	+ \$0	+ \$0	+ \$0	+ \$0	+ \$0	+ \$0
Metal cable tray(s) available in Black, White, Umbra Gray, Dark Bronze and Ceramic White	+ \$226	+ \$249	+ \$408	+ \$442	+ \$568	+ \$667

* Please click here for finish reference

Ships KD = Knock Down (Assembly Required)

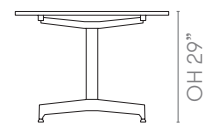
Optional perimeter power [-D] is available, please refer to Power Location page and Power Options and Accesories page to specify.

Please refer to Power Location page for -A and -B cutout details and Power option and Accessories page to specify -A and -B power.

When cutout -A or -B is specified, (1) 3-prong plug infeed, unit to unit jumpers + P-clips will be included with the table. Additional infeeds available seperately.

dimensions

OH - Overall Height



Code

	Usually Seats	Edge	TFL Standard	TFL Premium Colors	TFL Premium Woodgrains	Global Laminates	Fenix	
ATD8448SR • Soft Rectangular • 29" (H) • 84" (W) x 48" (D) • Single Column Linear Frame • Accepts optional 39"W Cable Tray	8		TE	2,639	2,690	2,740	-	-
	8		46	-	-	-	3,485	4,745
ATD9648SR • Soft Rectangular • 29" (H) • 96" (W) x 48" (D) • Single Column Linear Frame • Accepts optional 48"W Cable Tray	8		TE	2,673	2,729	2,780	-	-
	8		46	-	-	-	3,491	4,931
ATD12048SR • Soft Rectangular • 29" (H) • 120" (W) x 48" (D) • Single Column Linear Frame • Accepts 2x optional 30"W Cable Tray	10		TE	3,820	3,896	3,971	-	-
	10		46	-	-	-	4,717	6,517
ATD14448SR • Soft Rectangular • 29" (H) • 144" (W) x 48" (D) • Single Column Linear Frame • Accepts 2x optional 42"W Cable Tray	12		TE	4,196	4,280	4,366	-	-
	12		46	-	-	-	6,066	8,226
ATD16648SR • Soft Rectangular • 29" (H) • 166" (W) x 48" (D) • Single Column Linear Frame • Accepts 2x optional 54"W Cable Tray	14		TE	4,331	4,426	4,521	-	-
	14		46	-	-	-	6,096	8,586
ATD19248SR • Soft Rectangular • 29" (H) • 192" (W) x 48" (D) • Single Column Linear Frame • Accepts 2x optional 65"W Cable Tray	16		TE	4,570	4,768	4,786	-	-
	16		46	-	-	-	6,205	9,085

GL = Global Laminate Range

TFL = TFL Range

TE = Taped Edge

46 = Profile Edge

All prices listed in US \$



Axis Tables - Meeting Height Soft Rectangular Tables

Design - Allermuir

Axis connects people both digitally and physically through its extensive versatile design focused on power and connectivity. Whether it's for conferencing, training, meeting or collaboration - whether in person or digitally - Axis offers a variety of top sizes and configurations. Its core design ensures seamless integration of power and data, making it easier for users to stay connected.



standard & optional features

● Standard feature
□ Not available

	ATD12060SR	ATD14460SR	ATD16660SR	ATD19260SR	ATD14472SR	ATD16672SR	ATD19272SR
	Soft Rectangular Meeting Height 120" x 60"	Soft Rectangular Meeting Height 144" x 60"	Soft Rectangular Meeting Height 166" x 60"	Soft Rectangular Meeting Height 192" x 60"	Soft Rectangular Meeting Height 144" x 72"	Soft Rectangular Meeting Height 166" x 72"	Soft Rectangular Meeting Height 192" x 72"
1" TFL top with matching edge tape (TE)	●	●	●	●	●	●	●
1" Laminate faced MDF core top with clear edge profile (46)	●	●	●	●	●	●	●
Steel frame and rails finished in Black powder coat	●	●	●	●	●	●	●
Aluminum columns, leg-castings and lower rails finished in Black powder coat	●	●	●	●	●	●	●
Plastic leveling feet	●	●	●	●	●	●	●

Optional features:

Table edge profile (46) can be stained in Solid Black, Solid White or Espresso	+ \$60	+ \$60	+ \$60	+ \$60	+ \$60	+ \$60	+ \$60
2 x Cutout for power option A, please add "-A" to product code	+ \$400	+ \$400	-	-	+ \$415	-	-
2 x Cutout for power option B, please add "-B" to product code	+ \$385	+ \$385	-	-	+ \$395	-	-
3 x Cutout for power option A, please add "-A" to product code	-	-	+ \$540	-	-	+ \$540	-
2 x Cutout for power option B, please add "-B" to product code	-	-	+ \$395	-	-	+ \$395	-
4 x Cutout for power option A, please add "-A" to product code	-	-	-	+ \$770	-	-	+ \$780
4 x Cutout for power option B, please add "-B" to product code	-	-	-	+ \$725	-	-	+ \$740
Top frame, rails, columns, leg-castings and lower rails available in White, Umbra Gray, Dark Bronze and Ceramic White	+ \$0	+ \$0	+ \$0	+ \$0	+ \$0	+ \$0	+ \$0
Metal cable tray(s) available in Black, White, Umbra Gray, Dark Bronze and Ceramic White	+ \$408	+ \$442	+ \$568	+ \$667	+ \$434	+ \$512	+ \$662

* Please click here for finish reference

Ships KD = Knock Down (Assembly Required)

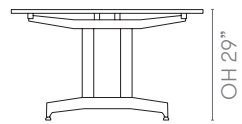
Optional perimeter power (-D) is available, please refer to Power Location page and Power Options and Accessories page to specify.

Please refer to Power Location page for -A and -B cutout details and Power Option and Accessories page to specify -A and -B power.

When cutout -A or -B is specified, (1) 3-prong plug infeed, unit to unit jumpers + P-clips will be included with the table. Additional infeeds available separately.

dimensions

OH - Overall Height



Code

	Usually Seats	Edge	TFL Standard	TFL Premium Colors	TFL Premium Woodgrains	Global Laminates	Fenix
ATD12060SR • Soft Rectangular • 29" (H) • 120" (W) x 60" (D) • Double Column Linear Frame • Accepts 2x optional 30"W Cable Tray	12	TE	6,278	6,370	6,461	-	-
		46	-	-	-	7,833	10,083
ATD14460SR • Soft Rectangular • 29" (H) • 144" (W) x 60" (D) • Double Column Linear Frame • Accepts 2x optional 42"W Cable Tray	14	TE	6,749	6,853	6,956	-	-
		46	-	-	-	8,186	10,886
ATD16660SR • Soft Rectangular • 29" (H) • 166" (W) x 60" (D) • Double Column Linear Frame • Accepts 2x optional 54"W Cable Tray	16	TE	7,159	7,275	7,390	-	-
		46	-	-	-	9,303	12,416
ATD19260SR • Soft Rectangular • 29" (H) • 192" (W) x 60" (D) • Double Column Linear Frame • Accepts 2x optional 65"W Cable Tray	18	TE	7,485	7,699	7,912	-	-
		46	-	-	-	9,344	12,944
ATD14472SR • Soft Rectangular • 29" (H) • 144" (W) x 72" (D) • Double Column Linear Frame • Accepts 2x optional 38"W Cable Tray	14	TE	6,983	7,096	7,210	-	-
		46	-	-	-	9,932	12,944
ATD16672SR • Soft Rectangular • 29" (H) • 166" (W) x 72" (D) • Double Column Linear Frame • Accepts 2x optional 50"W Cable Tray	16	TE	7,348	7,479	7,610	-	-
		46	-	-	-	11,262	14,997
ATD19272SR • Soft Rectangular • 29" (H) • 192" (W) x 72" (D) • Double Column Linear Frame • Accepts 2x optional 61"W Cable Tray	18	TE	7,730	7,886	8,043	-	-
		46	-	-	-	11,609	15,929

GL = Global Laminate Range

TFL = TFL Range

TE = Taped Edge

46 = Profile Edge

All prices listed in US \$

Axis Tables - Meeting Height Boat Tables

Design - Allermuir

Axis connects people both digitally and physically through its extensive versatile design focused on power and connectivity. Whether it's for conferencing, training, meeting or collaboration - whether in person or digitally - Axis offers a variety of top sizes and configurations. Its core design ensures seamless integration of power and data, making it easier for users to stay connected.



standard & optional features

- Standard feature
- Not available

	ATD7246BT	ATD7846BT	ATD8446BT	ATD9646BT	ATD14446BT	ATD16646BT	ATD19246BT
	Boat Meeting Height 72" x 46"	Boat Meeting Height 78" x 46"	Boat Meeting Height 84" x 46"	Boat Meeting Height 96" x 46"	Boat Meeting Height 144" x 46"	Boat Meeting Height 166" x 46"	Boat Meeting Height 192" x 46"
1" TFL top with matching edge tape (TE)	●	●	●	●	●	●	●
1" Laminate faced MDF core top with clear edge profile (46)	●	●	●	●	●	●	●
Steel frame and rails finished in Black powder coat	●	●	●	●	●	●	●
Aluminum columns, leg-castings and lower rails finished in Black powder coat	●	●	●	●	●	●	●
Plastic leveling feet	●	●	●	●	●	●	●

Optional features:

	ATD7246BT	ATD7846BT	ATD8446BT	ATD9646BT	ATD14446BT	ATD16646BT	ATD19246BT
Table edge profile (46) can be stained in Solid Black, Solid White or Espresso	+ \$30	+ \$30	+ \$30	+ \$30	+ \$60	+ \$60	+ \$60
1 x Cutout for power option A, please add "-A" to product code	+ \$160	+ \$160	+ \$160	+ \$160	-	-	-
1 x Cutout for power option B, please add "-B" to product code	+ \$155	+ \$155	+ \$155	+ \$155	-	-	-
2 x Cutout for power option A, please add "-A" to product code	-	-	-	-	+ \$400	-	-
2 x Cutout for power option B, please add "-B" to product code	-	-	-	-	+ \$385	-	-
3 x Cutout for power option A, please add "-A" to product code	-	-	-	-	-	+ \$540	-
2 x Cutout for power option B, please add "-B" to product code	-	-	-	-	-	+ \$395	-
4 x Cutout for power option A, please add "-A" to product code	-	-	-	-	-	-	+ \$770
4 x Cutout for power option B, please add "-B" to product code	-	-	-	-	-	-	+ \$725
Top frame, rails, columns, leg-castings and lower rails available in White, Umbra Gray, Dark Bronze and Ceramic White	+ \$0	+ \$0	+ \$0	+ \$0	+ \$0	+ \$0	+ \$0
Metal cable tray(s) available in Black, White, Umbra Gray, Dark Bronze and Ceramic White	+ \$181	+ \$203	+ \$226	+ \$249	+ \$442	+ \$568	+ \$667

* Please click here for finish reference

Ships KD = Knock Down (Assembly Required)

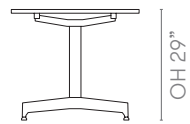
Optional perimeter power [-D] is available, please refer to Power Location page and Power Options and Accesories page to specify.

Please refer to Power Location page for -A and -B cutout details and Power Option and Accessories page to specify -A and -B power.

When cutout -A or -B is specified, [1] 3-prong plug infeed, unit to unit jumpers + P-clips will be included with the table. Additional infeeds available seperately.

dimensions

OH - Overall Height



Code

	Usually Seats	Edge	TFL Standard	TFL Premium Colors	TFL Premium Woodgrains	Global Laminates	Fenix
ATD7246BT • Boat • 29" [H] • 72" [W] x 46" [D] • Single Column Linear Frame • Accepts optional 24"W Cable Tray	6	TE	2,358	2,398	2,438	-	-
		46	-	-	-	3,315	4,350
ATD7846BT • Boat • 29" [H] • 78" [W] x 46" [D] • Single Column Linear Frame • Accepts optional 32"W Cable Tray	6	TE	2,429	2,469	2,510	-	-
		46	-	-	-	3,381	4,503
ATD8446BT • Boat • 29" [H] • 84" [W] x 46" [D] • Single Column Linear Frame • Accepts optional 39"W Cable Tray	8	TE	2,487	2,533	2,579	-	-
		46	-	-	-	3,407	4,615
ATD9646BT • Boat • 29" [H] • 96" [W] x 46" [D] • Single Column Linear Frame • Accepts optional 48"W Cable Tray	8	TE	2,554	2,601	2,648	-	-
		46	-	-	-	3,433	4,813
ATD14446BT • Boat • 29" [H] • 144" [W] x 46" [D] • Single Column Linear Frame • Accepts 2x optional 42"W Cable Tray	12	TE	3,293	3,373	3,453	-	-
		46	-	-	-	5,205	7,275
ATD16646BT • Boat • 29" [H] • 166" [W] x 46" [D] • Single Column Linear Frame • Accepts 2x optional 54"W Cable Tray	14	TE	3,341	3,422	3,503	-	-
		46	-	-	-	5,242	7,629
ATD19246BT • Boat • 29" [H] • 192" [W] x 46" [D] • Single Column Linear Frame • Accepts 2x optional 65"W Cable Tray	16	TE	3,594	3,690	3,796	-	-
		46	-	-	-	5,352	8,112

GL = Global Laminate Range

TFL = TFL Range

TE = Taped Edge

46 = Profile Edge

All prices listed in US \$

Axis Tables - Meeting Height Boat Tables

Design - Allermuir

Axis connects people both digitally and physically through its extensive versatile design focused on power and connectivity. Whether it's for conferencing, training, meeting or collaboration - whether in person or digitally - Axis offers a variety of top sizes and configurations. Its core design ensures seamless integration of power and data, making it easier for users to stay connected.



standard & optional features

● Standard feature
□ Not available

	ATD8450BT	ATD9650BT	ATD12050BT	ATD14450BT	ATD16650BT	ATD19250BT
	Boat Meeting Height 84" x 50"	Boat Meeting Height 96" x 50"	Boat Meeting Height 120" x 50"	Boat Meeting Height 144" x 50"	Boat Meeting Height 166" x 50"	Boat Meeting Height 192" x 50"
1" TFL top with matching edge tape (TE)	●	●	●	●	●	●
1" Laminate faced MDF core top with clear edge profile (46)	●	●	●	●	●	●
Steel upper frame and upper rails finished in Black powder coat	●	●	●	●	●	●
Aluminum columns, leg-castings and lower rails finished in Black powder coat	●	●	●	●	●	●
Plastic leveling feet	●	●	●	●	●	●

Optional features:

	ATD8450BT	ATD9650BT	ATD12050BT	ATD14450BT	ATD16650BT	ATD19250BT
Table edge profile (46) can be stained in Solid Black, Solid White or Espresso	+ \$30	+ \$30	+ \$60	+ \$60	+ \$60	+ \$60
1 x Cutout for power option A, please add "-A" to product code	+ \$160	+ \$160	-	-	-	-
1 x Cutout for power option B, please add "-B" to product code	+ \$155	+ \$155	-	-	-	-
2 x Cutout for power option A, please add "-A" to product code	-	-	+ \$400	+ \$400	-	-
2 x Cutout for power option B, please add "-B" to product code	-	-	+ \$385	+ \$385	-	-
3 x Cutout for power option A, please add "-A" to product code	-	-	-	-	+ \$540	-
2 x Cutout for power option B, please add "-B" to product code	-	-	-	-	+ \$395	-
4 x Cutout for power option A, please add "-A" to product code	-	-	-	-	-	+ \$770
4 x Cutout for power option B, please add "-B" to product code	-	-	-	-	-	+ \$725
Top frame, upper rails, columns, leg-castings and lower rails available in White,	+ \$0	+ \$0	+ \$0	+ \$0	+ \$0	+ \$0
Metal cable tray(s) available in Black, White, Umbra Gray, Dark Bronze and Ceramic White	+ \$226	+ \$249	+ \$408	+ \$442	+ \$568	+ \$667

* Please click here for finish reference

Ships KD = Knock Down (Assembly Required)

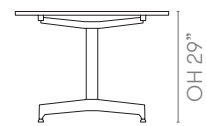
Optional perimeter power [-D] is available, please refer to Power Location page and Power Options and Accesories page to specify.

Please refer to Power Location page for -A and -B cutout details and Power Option and Accessories page to specify -A and -B power.

When cutout -A or -B is specified, [1] 3-prong plug infeed, unit to unit jumpers + P-clips will be included with the table. Additional infeeds available separately.

dimensions

OH - Overall Height



Code

	Usually Seats	Edge	TFL Standard	TFL Premium Colors	TFL Premium Woodgrains	Global Laminates	Fenix
ATD8450BT • Boat • 29" (H) • 84" (W) x 50" (D) • Single Column Linear Frame • Accepts optional 39"W Cable Tray	8	TE	2,639	2,690	2,740	-	-
		46	-	-	-	3,485	4,798
ATD9650BT • Boat • 29" (H) • 96" (W) x 50" (D) • Single Column Linear Frame • Accepts optional 48"W Cable Tray	8	TE	2,673	2,729	2,780	-	-
		46	-	-	-	3,491	4,991
ATD12050BT • Boat • 29" (H) • 120" (W) x 50" (D) • Single Column Linear Frame • Accepts 2x optional 30"W Cable Tray	10	TE	3,820	3,896	3,971	-	-
		46	-	-	-	4,717	6,592
ATD14450BT • Boat • 29" (H) • 144" (W) x 50" (D) • Single Column Linear Frame • Accepts 2x optional 42"W Cable Tray	12	TE	4,195	4,280	4,366	-	-
		46	-	-	-	6,066	8,316
ATD16650BT • Boat • 29" (H) • 166" (W) x 50" (D) • Single Column Linear Frame • Accepts 2x optional 54"W Cable Tray	14	TE	4,331	4,426	4,521	-	-
		46	-	-	-	6,096	8,690
ATD19250BT • Boat • 29" (H) • 192" (W) x 50" (D) • Single Column Linear Frame • Accepts 2x optional 65"W Cable Tray	16	TE	4,570	4,678	4,786	-	-
		46	-	-	-	6,205	9,205

GL = Global Laminate Range

TFL = TFL Range

TE = Taped Edge

46 = Profile Edge

All prices listed in US \$

Axis Tables - Meeting Height Boat Tables

Design - Allermuir

Axis connects people both digitally and physically through its extensive versatile design focused on power and connectivity. Whether it's for conferencing, training, meeting or collaboration - whether in person or digitally - Axis offers a variety of top sizes and configurations. Its core design ensures seamless integration of power and data, making it easier for users to stay connected.



standard & optional features

● Standard feature
□ Not available

	ATD12064BT	ATD14464BT	ATD16664BT	ATD19264BT	ATD14476BT	ATD16676BT	ATD19276BT
	Boat Meeting Height 120" x 64"	Boat Meeting Height 144" x 64"	Boat Meeting Height 166" x 64"	Boat Meeting Height 192" x 64"	Boat Meeting Height 144" x 76"	Boat Meeting Height 166" x 76"	Boat Meeting Height 192" x 76"
1" TFL top with matching edge tape (TE)	●	●	●	●	●	●	●
1" Laminate faced MDF core top with clear edge profile (46)	●	●	●	●	●	●	●
Steel frame and rails finished in Black powder coat	●	●	●	●	●	●	●
Aluminum columns, leg-castings and lower rails finished in Black powder coat	●	●	●	●	●	●	●
Plastic leveling feet	●	●	●	●	●	●	●

Optional features:

Table edge profile (46) can be stained in Solid Black, Solid White or Espresso	+ \$60	+ \$60	+ \$60	+ \$60	+ \$60	+ \$60	+ \$60
2 x Cutout for power option A, please add "-A" to product code	+ \$400	+ \$415	-	-	+ \$415	-	-
2 x Cutout for power option B, please add "-B" to product code	+ \$385	+ \$395	-	-	+ \$395	-	-
3 x Cutout for power option A, please add "-A" to product code	-	-	+ \$540	-	-	+ \$540	-
2 x Cutout for power option B, please add "-B" to product code	-	-	+ \$395	-	-	+ \$395	-
4 x Cutout for power option A, please add "-A" to product code	-	-	-	+ \$780	-	-	+ \$780
4 x Cutout for power option B, please add "-B" to product code	-	-	-	+ \$740	-	-	+ \$740
Top frame, rails, columns, leg-castings and lower rails available in White, Umbra Gray, Dark Bronze and Ceramic White	+ \$0	+ \$0	+ \$0	+ \$0	+ \$0	+ \$0	+ \$0
Metal cable tray(s) available in Black, White, Umbra Gray, Dark Bronze and Ceramic White	+ \$408	+ \$442	+ \$568	+ \$667	+ \$434	+ \$512	+ \$662

* Please click here for finish reference

Ships KD = Knock Down (Assembly Required)

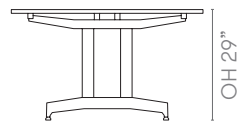
Optional perimeter power [-D] is available, please refer to Power Location page and Power Options and Accesories page to specify.

Please refer to Power Location page for -A and -B cutout details and Power Option and Accessories page to specify -A and -B power.

When cutout -A or -B is specified, [1] 3-prong plug infeed, unit to unit jumpers + P-clips will be included with the table. Additional infeeds available seperately.

dimensions

OH - Overall Height



Code

	Usually Seats	Edge	TFL Standard	TFL Premium Colors	TFL Premium Woodgrains	Global Laminates	Fenix
ATD12064BT • Boat • 29" (H) • 120" (W) x 64" (D) • Double Column Linear Frame • Accepts 2x optional 30"W Cable Tray	12	TE	6,278	6,370	6,461	-	-
		46	-	-	-	7,833	10,233
ATD14464BT • Boat • 29" (H) • 144" (W) x 64" (D) • Double Column Linear Frame • Accepts 2x optional 42"W Cable Tray	14	TE	6,749	6,853	6,956	-	-
		46	-	-	-	8,186	11,066
ATD16664BT • Boat • 29" (H) • 166" (W) x 64" (D) • Double Column Linear Frame • Accepts 2x optional 54"W Cable Tray	16	TE	7,159	7,275	7,390	-	-
		46	-	-	-	9,303	12,623
ATD19264BT • Boat • 29" (H) • 192" (W) x 64" (D) • Double Column Linear Frame • Accepts 2x optional 65"W Cable Tray	18	TE	7,485	7,699	7,912	-	-
		46	-	-	-	9,344	13,184
ATD14476BT • Boat • 29" (H) • 144" (W) x 76" (D) • Double Column Linear Frame • Accepts 2x optional 38"W Cable Tray	14	TE	6,983	7,096	7,210	-	-
		46	-	-	-	9,932	13,352
ATD16676BT • Boat • 29" (H) • 166" (W) x 76" (D) • Double Column Linear Frame • Accepts 2x optional 50"W Cable Tray	16	TE	7,348	7,479	7,610	-	-
		46	-	-	-	11,262	15,205
ATD19276BT • Boat • 29" (H) • 192" (W) x 76" (D) • Double Column Linear Frame • Accepts 2x optional 61"W Cable Tray	18	TE	7,730	7,886	8,043	-	-
		46	-	-	-	11,609	16,169

GL = Global Laminate Range

TFL = TFL Range

TE = Taped Edge

46 = Profile Edge

All prices listed in US \$

Axis Tables - Counter Height Rectangular Tables

Design - Allermuir

Axis connects people both digitally and physically through its extensive versatile design focused on power and connectivity. Whether it's for conferencing, training, meeting or collaboration - whether in person or digitally - Axis offers a variety of top sizes and configurations. Its core design ensures seamless integration of power and data, making it easier for users to stay connected.



standard & optional features

● Standard feature
□ Not available

	ATCH7242RC	ATCH7842RC	ATCH8442RC	ATCH96242RC	ATCH14442RC	ATCH16642RC	ATCH19242RC
	Rectangular Counter Height 72" x 42"	Rectangular Counter Height 78" x 42"	Rectangular Counter Height 84" x 42"	Rectangular Counter Height 96" x 42"	Rectangular Counter Height 144" x 42"	Rectangular Counter Height 166" x 42"	Rectangular Counter Height 192" x 42"
1" TFL top with matching edge tape (TE)	●	●	●	●	●	●	●
1" Laminate faced MDF core top with clear edge profile (46)	●	●	●	●	●	●	●
Steel upper frame and upper rails finished in Black powder coat	●	●	●	●	●	●	●
Aluminum columns, leg-castings and lower rails finished in Black powder coat	●	●	●	●	●	●	●
Plastic leveling feet	●	●	●	●	●	●	●

Optional features:

Table edge profile (46) can be stained in Solid Black, Solid White or Espresso	+ \$30	+ \$30	+ \$30	+ \$30	+ \$60	+ \$60	+ \$60
1 x Cutout for power option A, please add "-A" to product code	+ \$160	+ \$160	+ \$160	+ \$160	-	-	-
1 x Cutout for power option B, please add "-B" to product code	+ \$155	+ \$155	+ \$155	+ \$155	-	-	-
2 x Cutout for power option A, please add "-A" to product code	-	-	-	-	+ \$400	-	-
2 x Cutout for power option B, please add "-B" to product code	-	-	-	-	+ \$385	-	-
3 x Cutout for power option A, please add "-A" to product code	-	-	-	-	-	+ \$540	-
2 x Cutout for power option B, please add "-B" to product code	-	-	-	-	-	+ \$395	-
4 x Cutout for power option A, please add "-A" to product code	-	-	-	-	-	-	+ \$770
4 x Cutout for power option B, please add "-B" to product code	-	-	-	-	-	-	+ \$725
Top frame, upper rails, columns, leg-castings and lower rails available in White,	+ \$0	+ \$0	+ \$0	+ \$0	+ \$0	+ \$0	+ \$0
Metal cable tray(s) available in Black, White, Umbra Gray, Dark Bronze and Ceramic White	+ \$181	+ \$203	+ \$226	+ \$249	+ \$442	+ \$568	+ \$667

* Please click here for finish reference

Ships KD = Knock Down (Assembly Required)

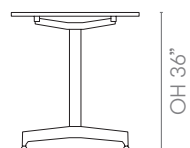
Optional perimeter power [-D] is available, please refer to Power Location page and Power Options and Accesories page to specify.

Please refer to Power Location page for -A and -B cutout details and Power Option and Accessories page to specify -A and -B power.

When cutout -A or -B is specified, [1] 3-prong plug infeed, unit to unit jumpers + P-clips will be included with the table. Additional infeeds available seperately.

dimensions

OH - Overall Height



Code

	Usually Seats	Edge	TFL Standard	TFL Premium Colors	TFL Premium Woodgrains	Global Laminates	Fenix
ATCH7242RC • Rectangular • 36" (H) • 72" (W) x 42" (D) • Single Column Linear Frame • Accepts optional 24"W Cable Tray	6	TE	2,415	2,455	2,495	-	-
		46	-	-	-	3,372	4,317
ATCH7842RC • Rectangular • 36" (H) • 78" (W) x 42" (D) • Single Column Linear Frame • Accepts optional 32"W Cable Tray	6	TE	2,486	2,526	2,567	-	-
		46	-	-	-	3,438	4,462
ATCH8442RC • Rectangular • 36" (H) • 84" (W) x 42" (D) • Single Column Linear Frame • Accepts optional 39"W Cable Tray	8	TE	2,544	2,590	2,636	-	-
		46	-	-	-	3,464	4,567
ATCH9642RC • Rectangular • 36" (H) • 96" (W) x 42" (D) • Single Column Linear Frame • Accepts optional 48"W Cable Tray	8	TE	2,611	2,658	2,705	-	-
		46	-	-	-	3,490	4,750
ATCH14442RC • Rectangular • 36" (H) • 144" (W) x 42" (D) • Single Column Linear Frame • Accepts 2x optional 42"W Cable Tray	12	TE	3,350	3,430	3,510	-	-
		46	-	-	-	5,262	7,152
ATCH16642RC • Rectangular • 36" (H) • 166" (W) x 42" (D) • Single Column Linear Frame • Accepts 2x optional 54"W Cable Tray	14	TE	3,398	3,479	3,560	-	-
		46	-	-	-	5,299	7,478
ATCH19242RC • Rectangular • 36" (H) • 192" (W) x 42" (D) • Single Column Linear Frame • Accepts 2x optional 65"W Cable Tray	16	TE	3,651	3,747	3,853	-	-
		46	-	-	-	5,409	7,929

GL = Global Laminate Range

TFL = TFL Range

TE = Taped Edge

46 = Profile Edge

All prices listed in US \$

Axis Tables - Counter Height Rectangular Tables

Design - Allermuir

Axis connects people both digitally and physically through its extensive versatile design focused on power and connectivity. Whether it's for conferencing, training, meeting or collaboration - whether in person or digitally - Axis offers a variety of top sizes and configurations. Its core design ensures seamless integration of power and data, making it easier for users to stay connected.



standard & optional features

● Standard feature
□ Not available

	ATCH8448RC	ATCH9648RC	ATCH12048RC	ATCH14448RC	ATCH16648RC	ATCH19248RC
	Rectangular Counter Height 84" x 48"	Rectangular Counter Height 96" x 48"	Rectangular Counter Height 120" x 48"	Rectangular Counter Height 144" x 48"	Rectangular Counter Height 166" x 48"	Rectangular Counter Height 192" x 48"
1" TFL top with matching edge tape (TE)	●	●	●	●	●	●
1" Laminate faced MDF core top with clear edge profile (46)	●	●	●	●	●	●
Steel frame and rails finished in Black powder coat	●	●	●	●	●	●
Aluminum columns, leg-castings and lower rails finished in Black powder coat	●	●	●	●	●	●
Plastic leveling feet	●	●	●	●	●	●

Optional features:

	ATCH8448RC	ATCH9648RC	ATCH12048RC	ATCH14448RC	ATCH16648RC	ATCH19248RC
Table edge profile (46) can be stained in Solid Black, Solid White or Espresso	+ \$30	+ \$30	+ \$60	+ \$60	+ \$60	+ \$60
1 x Cutout for power option A, please add "-A" to product code	+ \$160	+ \$160	-	-	-	-
1 x Cutout for power option B, please add "-B" to product code	+ \$155	+ \$155	-	-	-	-
2 x Cutout for power option A, please add "-A" to product code	-	-	+ \$400	+ \$400	-	-
2 x Cutout for power option B, please add "-B" to product code	-	-	+ \$385	+ \$385	-	-
3 x Cutout for power option A, please add "-A" to product code	-	-	-	-	+ \$540	-
2 x Cutout for power option B, please add "-B" to product code	-	-	-	-	+ \$395	-
4 x Cutout for power option A, please add "-A" to product code	-	-	-	-	-	+ \$770
4 x Cutout for power option B, please add "-B" to product code	-	-	-	-	-	+ \$725
Top frame, rails, columns, leg-castings and lower rails available in White, Umbra Gray, Dark Bronze and Ceramic White	+ \$0	+ \$0	+ \$0	+ \$0	+ \$0	+ \$0
Metal cable tray(s) available in Black, White, Umbra Gray, Dark Bronze and Ceramic White	+ \$226	+ \$249	+ \$408	+ \$442	+ \$568	+ \$667

* Please click here for finish reference

Ships KD = Knock Down (Assembly Required)

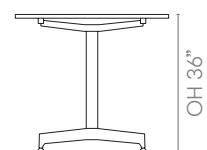
Optional perimeter power [-D] is available, please refer to Power Location page and Power Options and Accesories page to specify.

Please refer to Power Location page for -A and -B cutout details and Power Option and Accessories page to specify -A and -B power.

When cutout -A or -B is specified, (1) 3-prong plug infeed, unit to unit jumpers + P-clips will be included with the table. Additional infeeds available seperately.

dimensions

OH - Overall Height



Code

	Usually Seats	Edge	TFL Standard	TFL Premium Colors	TFL Premium Woodgrains	Global Laminates	Fenix
ATCH8448RC • Rectangular • 36" (H) • 84" (W) x 48" (D) • Single Column Linear Frame • Accepts optional 39"W Cable Tray	8	TE	2,696	2,747	2,797	-	-
	8	46	-	-	-	3,542	4,802
ATCH9648RC • Rectangular • 36" (H) • 96" (W) x 48" (D) • Single Column Linear Frame • Accepts optional 48"W Cable Tray	8	TE	2,730	2,783	2,837	-	-
	8	46	-	-	-	3,548	4,988
ATCH12048RC • Rectangular • 36" (H) • 120" (W) x 48" (D) • Single Column Linear Frame • Accepts 2x optional 30"W Cable Tray	10	TE	3,735	3,811	3,886	-	-
	10	46	-	-	-	4,632	6,432
ATCH14448RC • Rectangular • 36" (H) • 144" (W) x 48" (D) • Single Column Linear Frame • Accepts 2x optional 42"W Cable Tray	12	TE	4,110	4,195	4,281	-	-
	12	46	-	-	-	5,981	8,141
ATCH16648RC • Rectangular • 36" (H) • 166" (W) x 48" (D) • Single Column Linear Frame • Accepts 2x optional 54"W Cable Tray	14	TE	4,245	4,340	4,435	-	-
	14	46	-	-	-	6,010	8,500
ATCH19248RC • Rectangular • 36" (H) • 192" (W) x 48" (D) • Single Column Linear Frame • Accepts 2x optional 65"W Cable Tray	16	TE	4,484	4,592	4,700	-	-
	16	46	-	-	-	6,120	9,000

GL = Global Laminate Range

TFL = TFL Range

TE = Taped Edge

46 = Profile Edge

All prices listed in US \$



Axis Tables - Counter Height Soft Rectangular Tables

Design - Allermuir

Axis connects people both digitally and physically through its extensive versatile design focused on power and connectivity. Whether it's for conferencing, training, meeting or collaboration - whether in person or digitally - Axis offers a variety of top sizes and configurations. Its core design ensures seamless integration of power and data, making it easier for users to stay connected.



standard & optional features

- Standard feature
- Not available

	ATCH7242SR	ATCH7842SR	ATCH8442SR	ATCH9642SR	ATCH14442SR	ATCH16642SR	ATCH19242SR
	Soft Rectangular Counter Height 72" x 42"	Soft Rectangular Counter Height 78" x 42"	Soft Rectangular Counter Height 84" x 42"	Soft Rectangular Counter Height 96" x 42"	Soft Rectangular Counter Height 144" x 42"	Soft Rectangular Counter Height 166" x 42"	Soft Rectangular Counter Height 192" x 42"
1" TFL top with matching edge tape (TE)	●	●	●	●	●	●	●
1" Laminate faced MDF core top with clear edge profile (46)	●	●	●	●	●	●	●
Steel frame and rails finished in Black powder coat	●	●	●	●	●	●	●
Aluminum columns, leg-castings and lower rails finished in Black powder coat	●	●	●	●	●	●	●
Plastic leveling feet	●	●	●	●	●	●	●
Optional features:							
Table edge profile (46) can be stained in Solid Black, Solid White or Espresso	+ \$30	+ \$30	+ \$30	+ \$30	+ \$60	+ \$60	+ \$60
1 x Cutout for power option A, please add "-A" to product code	+ \$160	+ \$160	+ \$160	+ \$195	-	-	-
1 x Cutout for power option B, please add "-B" to product code	+ \$155	+ \$155	+ \$155	+ \$190	-	-	-
2 x Cutout for power option A, please add "-A" to product code	-	-	-	-	+ \$400	-	-
2 x Cutout for power option B, please add "-B" to product code	-	-	-	-	+ \$385	-	-
3 x Cutout for power option A, please add "-A" to product code	-	-	-	-	-	+ \$540	-
2 x Cutout for power option B, please add "-B" to product code	-	-	-	-	-	+ \$395	-
4 x Cutout for power option A, please add "-A" to product code	-	-	-	-	-	-	+ \$770
4 x Cutout for power option B, please add "-B" to product code	-	-	-	-	-	-	+ \$725
Top frame, rails, columns, leg-castings and lower rails available in White, Umbra Gray, Dark Bronze and Ceramic White	+ \$0	+ \$0	+ \$0	+ \$0	+ \$0	+ \$0	+ \$0
Metal cable tray(s) available in Black, White, Umbra Gray, Dark Bronze and Ceramic White	+ \$181	+ \$203	+ \$226	+ \$249	+ \$442	+ \$568	+ \$667

* Please click here for finish reference

Ships KD = Knock Down (Assembly Required)

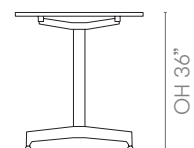
Optional perimeter power (-D) is available, please refer to Power Location page and Power Options and Accessories page to specify.

Please refer to Power Location page for -A and -B cutout details and Power Option and Accessories page to specify -A and -B power.

When cutout -A or -B is specified, (1) 3-prong plug infeed, unit to unit jumpers + P-clips will be included with the table. Additional infeeds available separately.

dimensions

OH - Overall Height



Code

	Usually Seats	Edge	TFL Standard	TFL Premium Colors	TFL Premium Woodgrains	Global Laminates	Fenix
ATCH7242SR • Soft Rectangular • 36" (H) • 72" (W) x 42" (D) • Single Column Linear Frame • Accepts optional 24"W Cable Tray	6	TE	2,415	2,455	2,495	-	-
		46	-	-	-	3,372	4,317
ATCH7842SR • Soft Rectangular • 36" (H) • 78" (W) x 42" (D) • Single Column Linear Frame • Accepts optional 32"W Cable Tray	6	TE	2,486	2,526	2,567	-	-
		46	-	-	-	3,438	4,462
ATCH8442SR • Soft Rectangular • 36" (H) • 84" (W) x 42" (D) • Single Column Linear Frame • Accepts optional 39"W Cable Tray	8	TE	2,544	2,590	2,636	-	-
		46	-	-	-	3,464	4,568
ATCH9642SR • Soft Rectangular • 36" (H) • 96" (W) x 42" (D) • Single Column Linear Frame • Accepts optional 48"W Cable Tray	8	TE	2,611	2,658	2,705	-	-
		46	-	-	-	3,490	4,750
ATCH14442SR • Soft Rectangular • 36" (H) • 144" (W) x 42" (D) • Single Column Linear Frame • Accepts 2x optional 42"W Cable Tray	12	TE	3,350	3,430	3,510	-	-
		46	-	-	-	5,262	7,152
ATCH16642SR • Soft Rectangular • 36" (H) • 166" (W) x 42" (D) • Single Column Linear Frame • Accepts 2x optional 54"W Cable Tray	14	TE	3,398	3,479	3,560	-	-
		46	-	-	-	5,299	7,478
ATCH19242SR • Soft Rectangular • 36" (H) • 192" (W) x 42" (D) • Single Column Linear Frame • Accepts 2x optional 65"W Cable Tray	16	TE	3,651	3,747	3,843	-	-
		46	-	-	-	5,409	7,929

GL = Global Laminate Range

TFL = TFL Range

TE = Taped Edge

46 = Profile Edge

All prices listed in US \$

Axis Tables - Counter Height Soft Rectangular Tables

Design - Allermuir

Axis connects people both digitally and physically through its extensive versatile design focused on power and connectivity. Whether it's for conferencing, training, meeting or collaboration - whether in person or digitally - Axis offers a variety of top sizes and configurations. Its core design ensures seamless integration of power and data, making it easier for users to stay connected.



standard & optional features

- Standard feature
- Not available

	ATCH8448SR	ATCH9648SR	ATCH12048SR	ATCH14448SR	ATCH16648SR	ATCH19248SR
1" TFL top with matching edge tape (TE)	●	●	●	●	●	●
1" Laminate faced MDF core top with clear edge profile (46)	●	●	●	●	●	●
Steel frame and rails finished in Black powder coat	●	●	●	●	●	●
Aluminum columns, leg-castings and lower rails finished in Black powder coat	●	●	●	●	●	●
Plastic leveling feet	●	●	●	●	●	●
Optional features:						
Table edge profile (46) can be stained in Solid Black, Solid White or Espresso	+ \$30	+ \$30	+ \$60	+ \$60	+ \$60	+ \$60
1 x Cutout for power option A, please add "-A" to product code	+ \$160	+ \$195	-	-	-	-
1 x Cutout for power option B, please add "-B" to product code	+ \$155	+ \$190	-	-	-	-
2 x Cutout for power option A, please add "-A" to product code	-	-	+ \$400	+ \$400	-	-
2 x Cutout for power option B, please add "-B" to product code	-	-	+ \$385	+ \$385	-	-
3 x Cutout for power option A, please add "-A" to product code	-	-	-	-	+ \$540	-
2 x Cutout for power option B, please add "-B" to product code	-	-	-	-	+ \$395	-
4 x Cutout for power option A, please add "-A" to product code	-	-	-	-	-	+ \$770
4 x Cutout for power option B, please add "-B" to product code	-	-	-	-	-	+ \$725
Top frame, rails, columns, leg-castings and lower rails available in White, Umbra Gray, Dark Bronze and Ceramic White	+ \$0	+ \$0	+ \$0	+ \$0	+ \$0	+ \$0
Metal cable tray(s) available in Black, White, Umbra Gray, Dark Bronze and Ceramic White	+ \$226	+ \$249	+ \$408	+ \$442	+ \$568	+ \$667

* Please click here for finish reference

Ships KD = Knock Down (Assembly Required)

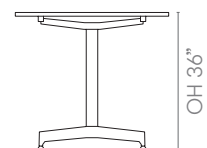
Optional perimeter power (-D) is available, please refer to Power Location page and Power Options and Accesories page to specify.

Please refer to Power Location page for -A and -B cutout details and Power Option and Accesories page to specify -A and -B power.

When cutout -A or -B is specified, (1) 3-prong plug infeed, unit to unit jumpers + P-clips will be included with the table. Additional infeeds available seperately.

dimensions

OH - Overall Height



Code

	Usually Seats	Edge	TFL Standard	TFL Premium Colors	TFL Premium Woodgrains	Global Laminates	Fenix
ATCH8448SR • Soft Rectangular • 36" (H) • 84" (W) x 48" (D) • Single Column Linear Frame • Accepts optional 39"W Cable Tray	8	TE	2,696	2,747	2,797	-	-
	8	46	-	-	-	3,542	4,802
ATCH9648SR • Soft Rectangular • 36" (H) • 96" (W) x 48" (D) • Single Column Linear Frame • Accepts optional 48"W Cable Tray	8	TE	2,730	2,783	2,837	-	-
	8	46	-	-	-	3,548	4,988
ATCH12048SR • Soft Rectangular • 36" (H) • 120" (W) x 48" (D) • Single Column Linear Frame • Accepts 2x optional 30"W Cable Tray	10	TE	3,735	3,811	3,886	-	-
	10	46	-	-	-	4,632	6,432
ATCH14448SR • Soft Rectangular • 36" (H) • 144" (W) x 48" (D) • Single Column Linear Frame • Accepts 2x optional 42"W Cable Tray	12	TE	4,110	4,195	4,281	-	-
	12	46	-	-	-	5,981	8,141
ATCH16648SR • Soft Rectangular • 36" (H) • 166" (W) x 48" (D) • Single Column Linear Frame • Accepts 2x optional 54"W Cable Tray	14	TE	4,246	4,341	4,436	-	-
	14	46	-	-	-	6,010	8,500
ATCH19248SR • Soft Rectangular • 36" (H) • 192" (W) x 48" (D) • Single Column Linear Frame • Accepts 2x optional 65"W Cable Tray	16	TE	4,485	4,593	4,701	-	-
	16	46	-	-	-	6,120	9,000

GL = Global Laminate Range

TFL = TFL Range

TE = Taped Edge

46 = Profile Edge

All prices listed in US \$

Axis Tables - Counter Height Boat Tables

Design - Allermuir

Axis connects people both digitally and physically through its extensive versatile design focused on power and connectivity. Whether it's for conferencing, training, meeting or collaboration - whether in person or digitally - Axis offers a variety of top sizes and configurations. Its core design ensures seamless integration of power and data, making it easier for users to stay connected.



standard & optional features

- Standard feature
- Not available

	ATCH7246BT	ATCH7846BT	ATCH8446BT	ATCH96246BT	ATCH14446BT	ATCH16646BT	ATCH19246BT
	Boat Counter Height 72" x 46"	Boat Counter Height 78" x 46"	Boat Counter Height 84" x 46"	Boat Counter Height 96" x 46"	Boat Counter Height 144" x 46"	Boat Counter Height 166" x 46"	Boat Counter Height 192" x 46"
1" TFL top with matching edge tape (TE)	●	●	●	●	●	●	●
1" Laminate faced MDF core top with clear edge profile (46)	●	●	●	●	●	●	●
Steel upper frame and upper rails finished in Black powder coat	●	●	●	●	●	●	●
Aluminum columns, leg-castings and lower rails finished in Black powder coat	●	●	●	●	●	●	●
Plastic leveling feet	●	●	●	●	●	●	●

Optional features:

	ATCH7246BT	ATCH7846BT	ATCH8446BT	ATCH96246BT	ATCH14446BT	ATCH16646BT	ATCH19246BT
Table edge profile (46) can be stained in Solid Black, Solid White or Espresso	+ \$30	+ \$30	+ \$30	+ \$30	+ \$60	+ \$60	+ \$60
1 x Cutout for power option A, please add "-A" to product code	+ \$160	+ \$160	+ \$160	+ \$195	-	-	-
1 x Cutout for power option B, please add "-B" to product code	+ \$155	+ \$155	+ \$155	+ \$190	-	-	-
2 x Cutout for power option A, please add "-A" to product code	-	-	-	-	+ \$400	-	-
2 x Cutout for power option B, please add "-B" to product code	-	-	-	-	+ \$385	-	-
3 x Cutout for power option A, please add "-A" to product code	-	-	-	-	-	+ \$540	-
2 x Cutout for power option B, please add "-B" to product code	-	-	-	-	-	+ \$395	-
4 x Cutout for power option A, please add "-A" to product code	-	-	-	-	-	-	+ \$770
4 x Cutout for power option B, please add "-B" to product code	-	-	-	-	-	-	+ \$725
Top frame, upper rails, columns, leg-castings and lower rails available in White,	+ \$0	+ \$0	+ \$0	+ \$0	+ \$0	+ \$0	+ \$0
Metal cable tray(s) available in Black, White, Umbra Gray, Dark Bronze and Ceramic White	+ \$181	+ \$203	+ \$226	+ \$249	+ \$442	+ \$568	+ \$667

* Please click here for finish reference

Ships KD = Knock Down (Assembly Required)

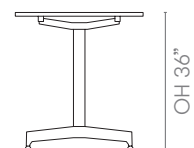
Optional perimeter power [-D] is available, please refer to Power Location page and Power Options and Accesories page to specify.

Please refer to Power Location page for -A and -B cutout details and Power Option and Accessories page to specify -A and -B power.

When cutout -A or -B is specified, [1] 3-prong plug infeed, unit to unit jumpers + P-clips will be included with the table. Additional infeeds available seperately.

dimensions

OH - Overall Height



Code

	Usually Seats	Edge	TFL Standard	TFL Premium Colors	TFL Premium Woodgrains	Global Laminates	Fenix
ATCH7246BT • Boat • 36" (H) • 72" (W) x 46" (D) • Single Column Linear Frame • Accepts optional 24"W Cable Tray	6	TE	2,415	2,455	2,495	-	-
		46	-	-	-	3,372	4,407
ATCH7846BT • Boat • 36" (H) • 78" (W) x 46" (D) • Single Column Linear Frame • Accepts optional 32"W Cable Tray	6	TE	2,486	2,526	2,567	-	-
		46	-	-	-	3,438	4,561
ATCH8446BT • Boat • 36" (H) • 84" (W) x 46" (D) • Single Column Linear Frame • Accepts optional 39"W Cable Tray	8	TE	2,544	2,590	2,636	-	-
		46	-	-	-	3,464	4,672
ATCH9646BT • Boat • 36" (H) • 96" (W) x 46" (D) • Single Column Linear Frame • Accepts optional 48"W Cable Tray	8	TE	2,611	2,658	2,705	-	-
		46	-	-	-	3,490	4,870
ATCH14446BT • Boat • 36" (H) • 144" (W) x 46" (D) • Single Column Linear Frame • Accepts 2x optional 42"W Cable Tray	12	TE	3,350	3,430	3,510	-	-
		46	-	-	-	5,262	7,332
ATCH16646BT • Boat • 36" (H) • 166" (W) x 46" (D) • Single Column Linear Frame • Accepts 2x optional 54"W Cable Tray	14	TE	3,398	3,479	3,560	-	-
		46	-	-	-	5,299	7,686
ATCH19246BT • Boat • 36" (H) • 192" (W) x 46" (D) • Single Column Linear Frame • Accepts 2x optional 65"W Cable Tray	16	TE	3,651	3,747	3,843	-	-
		46	-	-	-	5,409	8,169

GL = Global Laminate Range

TFL = TFL Range

TE = Taped Edge

46 = Profile Edge

All prices listed in US \$

Axis Tables - Counter Height Boat Tables

Design - Allermuir

Axis connects people both digitally and physically through its extensive versatile design focused on power and connectivity. Whether it's for conferencing, training, meeting or collaboration - whether in person or digitally - Axis offers a variety of top sizes and configurations. Its core design ensures seamless integration of power and data, making it easier for users to stay connected.



standard & optional features

● Standard feature
□ Not available

	ATCH8450BT	ATCH9650BT	ATCH12050BT	ATCH14450BT	ATCH16650BT	ATCH19250BT
	Boat Counter Height 84" x 50"	Boat Counter Height 96" x 50"	Boat Counter Height 120" x 50"	Boat Counter Height 144" x 50"	Boat Counter Height 166" x 50"	Boat Counter Height 192" x 50"
1" TFL top with matching edge tape (TE)	●	●	●	●	●	●
1" Laminate faced MDF core top with clear edge profile (46)	●	●	●	●	●	●
Steel frame and rails finished in Black powder coat	●	●	●	●	●	●
Aluminum columns, leg-castings and lower rails finished in Black powder coat	●	●	●	●	●	●
Plastic leveling feet	●	●	●	●	●	●

Optional features:

Table edge profile (46) can be stained in Solid Black, Solid White or Espresso	+ \$30	+ \$30	+ \$60	+ \$60	+ \$60	+ \$60
1 x Cutout for power option A, please add "-A" to product code	+ \$160	+ \$195	-	-	-	-
1 x Cutout for power option B, please add "-B" to product code	+ \$155	+ \$190	-	-	-	-
2 x Cutout for power option A, please add "-A" to product code	-	-	+ \$400	+ \$400	-	-
2 x Cutout for power option B, please add "-B" to product code	-	-	+ \$385	+ \$385	-	-
3 x Cutout for power option A, please add "-A" to product code	-	-	-	-	+ \$540	-
2 x Cutout for power option B, please add "-B" to product code	-	-	-	-	+ \$395	-
4 x Cutout for power option A, please add "-A" to product code	-	-	-	-	-	+ \$770
4 x Cutout for power option B, please add "-B" to product code	-	-	-	-	-	+ \$725
Top frame, rails, columns, leg-castings and lower rails available in White, Umbra Gray, Dark Bronze and Ceramic White	+ \$0	+ \$0	+ \$0	+ \$0	+ \$0	+ \$0
Metal cable tray(s) available in Black, White, Umbra Gray, Dark Bronze and Ceramic White	+ \$226	+ \$249	+ \$408	+ \$442	+ \$568	+ \$667

* Please click here for finish reference

Ships KD = Knock Down (Assembly Required)

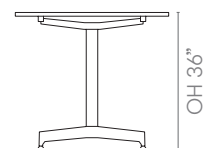
Optional perimeter power [-D] is available, please refer to Power Location page and Power Options and Accesories page to specify.

Please refer to Power Location page for -A and -B cutout details and Power Option and Accessories page to specify -A and -B power.

When cutout -A or -B is specified, (1) 3-prong plug infeed, unit to unit jumpers + P-clips will be included with the table. Additional infeeds available separately.

dimensions

OH - Overall Height



Code

	Usually Seats	Edge	TFL Standard	TFL Premium Colors	TFL Premium Woodgrains	Global Laminates	Fenix
ATCH8450BT • Boat • 36" (H) • 84" (W) x 50" (D) • Single Column Linear Frame • Accepts optional 39"W Cable Tray	8	TE	2,696	2,747	2,797	-	-
		46	-	-	-	3,542	4,855
ATCH9650BT • Boat • 36" (H) • 96" (W) x 50" (D) • Single Column Linear Frame • Accepts optional 48"W Cable Tray	8	TE	2,730	2,783	2,837	-	-
		46	-	-	-	3,548	5,048
ATCH12050BT • Boat • 36" (H) • 120" (W) x 50" (D) • Single Column Linear Frame • Accepts 2x optional 30"W Cable Tray	10	TE	3,735	3,811	3,886	-	-
		46	-	-	-	4,632	6,507
ATCH14450BT • Boat • 36" (H) • 144" (W) x 50" (D) • Single Column Linear Frame • Accepts 2x optional 42"W Cable Tray	12	TE	4,110	4,195	4,280	-	-
		46	-	-	-	5,981	8,231
ATCH16650BT • Boat • 36" (H) • 166" (W) x 50" (D) • Single Column Linear Frame • Accepts 2x optional 54"W Cable Tray	14	TE	4,246	4,341	4,436	-	-
		46	-	-	-	6,011	8,604
ATCH19250BT • Boat • 36" (H) • 192" (W) x 50" (D) • Single Column Linear Frame • Accepts 2x optional 65"W Cable Tray	16	TE	4,484	4,592	4,700	-	-
		46	-	-	-	6,119	9,120

GL = Global Laminate Range

TFL = TFL Range

TE = Taped Edge

46 = Profile Edge

All prices listed in US \$



Axis Tables - Bar Height Rectangular Tables

Design - Allermuir

Axis connects people both digitally and physically through its extensive versatile design focused on power and connectivity. Whether it's for conferencing, training, meeting or collaboration - whether in person or digitally - Axis offers a variety of top sizes and configurations. Its core design ensures seamless integration of power and data, making it easier for users to stay connected.



standard & optional features

● Standard feature
□ Not available

	ATP7242RC	ATP7842RC	ATP8442RC	ATP96242RC	ATP14442RC	ATP16642RC	ATP19242RC
1" TFL top with matching edge tape (TE)	●	●	●	●	●	●	●
1" Laminate faced MDF core top with clear edge profile (46)	●	●	●	●	●	●	●
Steel frame and rails finished in Black powder coat	●	●	●	●	●	●	●
Aluminum columns, leg-castings and lower rails finished in Black powder coat	●	●	●	●	●	●	●
Plastic leveling feet	●	●	●	●	●	●	●

Optional features:

	ATP7242RC	ATP7842RC	ATP8442RC	ATP96242RC	ATP14442RC	ATP16642RC	ATP19242RC
Table edge profile (46) can be stained in Solid Black, Solid White or Espresso	+ \$30	+ \$30	+ \$30	+ \$30	+ \$60	+ \$60	+ \$60
1 x Cutout for power option A, please add "-A" to product code	+ \$160	+ \$160	+ \$160	+ \$195	-	-	-
1 x Cutout for power option B, please add "-B" to product code	+ \$155	+ \$155	+ \$155	+ \$190	-	-	-
2 x Cutout for power option A, please add "-A" to product code	-	-	-	-	+ \$415	-	-
2 x Cutout for power option B, please add "-B" to product code	-	-	-	-	+ \$395	-	-
3 x Cutout for power option A, please add "-A" to product code	-	-	-	-	-	+ \$540	-
2 x Cutout for power option B, please add "-B" to product code	-	-	-	-	-	+ \$395	-
4 x Cutout for power option A, please add "-A" to product code	-	-	-	-	-	-	+ \$780
4 x Cutout for power option B, please add "-B" to product code	-	-	-	-	-	-	+ \$740
Top frame, rails, columns, leg-castings and lower rails available in White, Umbra Gray, Dark Bronze and Ceramic White	+ \$0	+ \$0	+ \$0	+ \$0	+ \$0	+ \$0	+ \$0
Metal cable tray(s) available in Black, White, Umbra Gray, Dark Bronze and Ceramic White	+ \$181	+ \$203	+ \$226	+ \$249	+ \$442	+ \$568	+ \$667

* Please click here for finish reference

Ships KD = Knock Down (Assembly Required)

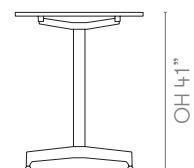
Optional perimeter power (-D) is available, please refer to Power Location page and Power Options and Accessories page to specify.

Please refer to Power Location page for -A and -B cutout details and Power Option and Accessories page to specify -A and -B power.

When cutout -A or -B is specified, (1) 3-prong plug infeed, unit to unit jumpers + P-clips will be included with the table. Additional infeeds available seperately.

dimensions

OH - Overall Height



Code

	Usually Seats	Edge	TFL Standard	TFL Premium Colors	TFL Premium Woodgrains	Global Laminates	Fenix
ATP7242RC • Rectangular • 41" (H) • 72" (W) x 42" (D) • Single Column Linear Frame • Accepts optional 24"W Cable Tray	6	TE	2,459	2,499	2,539	-	-
	6	46	-	-	-	3,416	4,361
ATP7842RC • Rectangular • 41" (H) • 78" (W) x 42" (D) • Single Column Linear Frame • Accepts optional 32"W Cable Tray	6	TE	2,530	2,570	2,611	-	-
	6	46	-	-	-	3,482	4,506
ATP8442RC • Rectangular • 41" (H) • 84" (W) x 42" (D) • Single Column Linear Frame • Accepts optional 39"W Cable Tray	8	TE	2,588	2,634	2,680	-	-
	8	46	-	-	-	3,508	4,611
ATP9642RC • Rectangular • 41" (H) • 96" (W) x 42" (D) • Single Column Linear Frame • Accepts optional 48"W Cable Tray	8	TE	2,655	2,702	2,749	-	-
	8	46	-	-	-	3,534	4,794
ATP14442RC • Rectangular • 41" (H) • 144" (W) x 42" (D) • Single Column Linear Frame • Accepts 2x optional 42"W Cable Tray	12	TE	3,394	3,474	3,554	-	-
	12	46	-	-	-	5,306	7,196
ATP16642RC • Rectangular • 41" (H) • 166" (W) x 42" (D) • Single Column Linear Frame • Accepts 2x optional 54"W Cable Tray	14	TE	3,442	3,523	3,604	-	-
	14	46	-	-	-	5,343	7,522
ATP19242RC • Rectangular • 41" (H) • 192" (W) x 42" (D) • Single Column Linear Frame • Accepts 2x optional 65"W Cable Tray	16	TE	3,695	3,791	3,897	-	-
	16	46	-	-	-	5,453	7,973

GL = Global Laminate Range

TFL = TFL Range

TE = Taped Edge

46 = Profile Edge

All prices listed in US \$

Axis Tables - Bar Height Rectangular Tables

Design - Allermuir

Axis connects people both digitally and physically through its extensive versatile design focused on power and connectivity. Whether it's for conferencing, training, meeting or collaboration - whether in person or digitally - Axis offers a variety of top sizes and configurations. Its core design ensures seamless integration of power and data, making it easier for users to stay connected.



standard & optional features

● Standard feature
□ Not available

	ATP8448RC	ATP9648RC	ATP12048RC	ATP14448RC	ATP16648RC	ATP19248RC
1" TFL top with matching edge tape (TE)	●	●	●	●	●	●
1" Laminate faced MDF core top with clear edge profile (46)	●	●	●	●	●	●
Steel upper frame and upper rails finished in Black powder coat	●	●	●	●	●	●
Aluminum columns, leg-castings and lower rails finished in Black powder coat	●	●	●	●	●	●
Plastic leveling feet	●	●	●	●	●	●

Optional features:

	ATP8448RC	ATP9648RC	ATP12048RC	ATP14448RC	ATP16648RC	ATP19248RC
Table edge profile (46) can be stained in Solid Black, Solid White or Espresso	+ \$30	+ \$30	+ \$60	+ \$60	+ \$60	+ \$60
1 x Cutout for power option A, please add "-A" to product code	+ \$160	+ \$195	-	-	-	-
1 x Cutout for power option B, please add "-B" to product code	+ \$155	+ \$190	-	-	-	-
2 x Cutout for power option A, please add "-A" to product code	-	-	+ \$400	+ \$415	-	-
2 x Cutout for power option B, please add "-B" to product code	-	-	+ \$385	+ \$395	-	-
3 x Cutout for power option A, please add "-A" to product code	-	-	-	-	+ \$540	-
2 x Cutout for power option B, please add "-B" to product code	-	-	-	-	+ \$395	-
4 x Cutout for power option A, please add "-A" to product code	-	-	-	-	-	+ \$780
4 x Cutout for power option B, please add "-B" to product code	-	-	-	-	-	+ \$740
Top frame, upper rails, columns, leg-castings and lower rails available in White,	+ \$0	+ \$0	+ \$0	+ \$0	+ \$0	+ \$0
Metal cable tray(s) available in Black, White, Umbra Gray, Dark Bronze and Ceramic White	+ \$226	+ \$249	+ \$408	+ \$442	+ \$568	+ \$667

* Please click here for finish reference

Ships KD = Knock Down (Assembly Required)

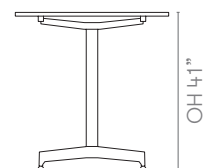
Optional perimeter power [-D] is available, please refer to Power Location page and Power Options and Accesories page to specify.

Please refer to Power Location page for -A and -B cutout details and Power Option and Accessories page to specify -A and -B power.

When cutout -A or -B is specified, (1) 3-prong plug infeed, unit to unit jumpers + P-clips will be included with the table. Additional infeeds available separately.

dimensions

OH - Overall Height



Code

	Usually Seats	Edge	TFL Standard	TFL Premium Colors	TFL Premium Woodgrains	Global Laminates	Fenix
ATP8448RC • Rectangular • 41" (H) • 84" (W) x 48" (D) • Single Column Linear Frame • Accepts optional 39"W Cable Tray	8	TE	2,740	2,791	2,841	-	-
	8	46	-	-	-	3,586	4,846
ATP9648RC • Rectangular • 41" (H) • 96" (W) x 48" (D) • Single Column Linear Frame • Accepts optional 48"W Cable Tray	8	TE	2,774	2,827	2,881	-	-
	8	46	-	-	-	3,592	5,032
ATP12048RC • Rectangular • 41" (H) • 120" (W) x 48" (D) • Single Column Linear Frame • Accepts 2x optional 30"W Cable Tray	10	TE	3,972	4,048	4,123	-	-
	10	46	-	-	-	4,869	6,669
ATP14448RC • Rectangular • 41" (H) • 144" (W) x 48" (D) • Single Column Linear Frame • Accepts 2x optional 42"W Cable Tray	12	TE	4,347	4,432	4,518	-	-
	12	46	-	-	-	6,218	8,378
ATP16648RC • Rectangular • 41" (H) • 166" (W) x 48" (D) • Single Column Linear Frame • Accepts 2x optional 54"W Cable Tray	14	TE	4,483	4,578	4,673	-	-
	14	46	-	-	-	6,248	8,738
ATP19248RC • Rectangular • 41" (H) • 192" (W) x 48" (D) • Single Column Linear Frame • Accepts 2x optional 65"W Cable Tray	16	TE	4,721	4,829	4,937	-	-
	16	46	-	-	-	6,356	9,237

GL = Global Laminate Range

TFL = TFL Range

TE = Taped Edge

46 = Profile Edge

All prices listed in US \$

Axis Tables - Bar Height Soft Rectangular Tables

Design - Allermuir

Axis connects people both digitally and physically through its extensive versatile design focused on power and connectivity. Whether it's for conferencing, training, meeting or collaboration - whether in person or digitally - Axis offers a variety of top sizes and configurations. Its core design ensures seamless integration of power and data, making it easier for users to stay connected.



standard & optional features

● Standard feature
□ Not available

	ATP7242SR	ATP7842SR	ATP8442SR	ATP96242SR	ATP14442SR	ATP16642SR	ATP19242SR
	Soft Rectangular Bar Height 72" x 42"	Soft Rectangular Bar Height 78" x 42"	Soft Rectangular Bar Height 84" x 42"	Soft Rectangular Bar Height 96" x 42"	Soft Rectangular Bar Height 144" x 42"	Soft Rectangular Bar Height 166" x 42"	Soft Rectangular Bar Height 192" x 42"
1" TFL top with matching edge tape (TE)	●	●	●	●	●	●	●
1" Laminate faced MDF core top with clear edge profile (46)	●	●	●	●	●	●	●
Steel upper frame and upper rails finished in Black powder coat	●	●	●	●	●	●	●
Aluminum columns, leg-castings and lower rails finished in Black powder coat	●	●	●	●	●	●	●
Plastic leveling feet	●	●	●	●	●	●	●

Optional features:

	ATP7242SR	ATP7842SR	ATP8442SR	ATP96242SR	ATP14442SR	ATP16642SR	ATP19242SR
Table edge profile (46) can be stained in Solid Black, Solid White or Espresso	+ \$30	+ \$30	+ \$30	+ \$30	+ \$60	+ \$60	+ \$60
1 x Cutout for power option A, please add "-A" to product code	+ \$160	+ \$160	+ \$160	+ \$195	-	-	-
1 x Cutout for power option B, please add "-B" to product code	+ \$155	+ \$155	+ \$155	+ \$190	-	-	-
2 x Cutout for power option A, please add "-A" to product code	-	-	-	-	+ \$415	-	-
2 x Cutout for power option B, please add "-B" to product code	-	-	-	-	+ \$395	-	-
3 x Cutout for power option A, please add "-A" to product code	-	-	-	-	-	+ \$540	-
2 x Cutout for power option B, please add "-B" to product code	-	-	-	-	-	+ \$395	-
4 x Cutout for power option A, please add "-A" to product code	-	-	-	-	-	-	+ \$780
4 x Cutout for power option B, please add "-B" to product code	-	-	-	-	-	-	+ \$740
Top frame, upper rails, columns, leg-castings and lower rails available in White,	+ \$0	+ \$0	+ \$0	+ \$0	+ \$0	+ \$0	+ \$0
Metal cable tray(s) available in Black, White, Umbra Gray, Dark Bronze and Ceramic White	+ \$181	+ \$203	+ \$226	+ \$249	+ \$442	+ \$568	+ \$667

* Please click here for finish reference

Ships KD = Knock Down (Assembly Required)

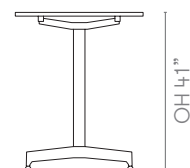
Optional perimeter power (-D) is available, please refer to Power Location page and Power Options and Accessories page to specify.

Please refer to Power Location page for -A and -B cutout details and Power Option and Accessories page to specify -A and -B power.

When cutout -A or -B is specified, (1) 3-prong plug infeed, unit to unit jumpers + P-clips will be included with the table. Additional infeeds available seperately.

dimensions

OH - Overall Height



Code

	Usually Seats	Edge	TFL Standard	TFL Premium Colors	TFL Premium Woodgrains	Global Laminates	Fenix
ATP7242SR • Soft Rectangular • 41" (H) • 72" (W) x 42" (D) • Single Column Linear Frame • Accepts optional 24"W Cable Tray	6	TE	2,459	2,499	2,539	-	-
	6	46	-	-	-	3,416	4,361
ATP7842SR • Soft Rectangular • 41" (H) • 78" (W) x 42" (D) • Single Column Linear Frame • Accepts optional 32"W Cable Tray	6	TE	2,530	2,570	2,611	-	-
	6	46	-	-	-	3,482	4,506
ATP8442SR • Soft Rectangular • 41" (H) • 84" (W) x 42" (D) • Single Column Linear Frame • Accepts optional 39"W Cable Tray	8	TE	2,588	2,634	2,680	-	-
	8	46	-	-	-	3,508	4,611
ATP9642SR • Soft Rectangular • 41" (H) • 96" (W) x 42" (D) • Single Column Linear Frame • Accepts optional 48"W Cable Tray	8	TE	2,655	2,702	2,750	-	-
	8	46	-	-	-	3,534	4,794
ATP14442SR • Soft Rectangular • 41" (H) • 144" (W) x 42" (D) • Single Column Linear Frame • Accepts 2x optional 42"W Cable Tray	12	TE	3,394	3,747	3,554	-	-
	12	46	-	-	-	5,306	7,196
ATP16642SR • Soft Rectangular • 41" (H) • 166" (W) x 42" (D) • Single Column Linear Frame • Accepts 2x optional 54"W Cable Tray	14	TE	3,442	3,523	3,604	-	-
	14	46	-	-	-	5,343	7,522
ATP19242SR • Soft Rectangular • 41" (H) • 192" (W) x 42" (D) • Single Column Linear Frame • Accepts 2x optional 65"W Cable Tray	16	TE	3,695	3,791	3,887	-	-
	16	46	-	-	-	5,453	7,973

GL = Global Laminate Range

TFL = TFL Range

TE = Taped Edge

46 = Profile Edge

All prices listed in US \$

Axis Tables - Bar Height Soft Rectangular Tables

Design - Allermuir

Axis connects people both digitally and physically through its extensive versatile design focused on power and connectivity. Whether it's for conferencing, training, meeting or collaboration - whether in person or digitally - Axis offers a variety of top sizes and configurations. Its core design ensures seamless integration of power and data, making it easier for users to stay connected.



standard & optional features

- Standard feature
- Not available

	ATP8448SR	ATP9648SR	ATP12048SR	ATP14448SR	ATP16648SR	ATP19248SR
1" TFL top with matching edge tape (TE)	●	●	●	●	●	●
1" Laminate faced MDF core top with clear edge profile (46)	●	●	●	●	●	●
Steel upper frame and upper rails finished in Black powder coat	●	●	●	●	●	●
Aluminum columns, leg-castings and lower rails finished in Black powder coat	●	●	●	●	●	●
Plastic leveling feet	●	●	●	●	●	●

Optional features:

	ATP8448SR	ATP9648SR	ATP12048SR	ATP14448SR	ATP16648SR	ATP19248SR
Table edge profile (46) can be stained in Solid Black, Solid White or Espresso	+ \$30	+ \$30	+ \$60	+ \$60	+ \$60	+ \$60
1 x Cutout for power option A, please add "-A" to product code	+ \$160	+ \$195	-	-	-	-
1 x Cutout for power option B, please add "-B" to product code	+ \$155	+ \$190	-	-	-	-
2 x Cutout for power option A, please add "-A" to product code	-	-	+ \$415	+ \$415	-	-
2 x Cutout for power option B, please add "-B" to product code	-	-	+ \$395	+ \$395	-	-
3 x Cutout for power option A, please add "-A" to product code	-	-	-	-	+ \$540	-
2 x Cutout for power option B, please add "-B" to product code	-	-	-	-	+ \$395	-
4 x Cutout for power option A, please add "-A" to product code	-	-	-	-	-	+ \$780
4 x Cutout for power option B, please add "-B" to product code	-	-	-	-	-	+ \$740
Top frame, upper rails, columns, leg-castings and lower rails available in White,	+ \$0	+ \$0	+ \$0	+ \$0	+ \$0	+ \$0
Metal cable tray(s) available in Black, White, Umbra Gray, Dark Bronze and Ceramic White	+ \$226	+ \$249	+ \$408	+ \$442	+ \$568	+ \$667

* Please click here for finish reference

Ships KD = Knock Down (Assembly Required)

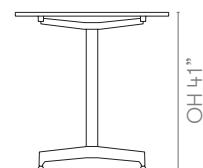
Optional perimeter power [-D] is available, please refer to Power Location page and Power Options and Accesories page to specify.

Please refer to Power Location page for -A and -B cutout details and Power Option and Accessories page to specify -A and -B power.

When cutout -A or -B is specified, (1) 3-prong plug infeed, unit to unit jumpers + P-clips will be included with the table. Additional infeeds available separately.

dimensions

OH - Overall Height



Code

	Usually Seats	Edge	TFL Standard	TFL Premium Colors	TFL Premium Woodgrains	Global Laminates	Fenix
ATP8448SR • Soft Rectangular • 41" (H) • 84" (W) x 48" (D) • Single Column Linear Frame • Accepts optional 39"W Cable Tray	8	TE	2,740	2,791	2,841	-	-
		46	-	-	-	3,586	4,846
ATP9648SR • Soft Rectangular • 41" (H) • 96" (W) x 48" (D) • Single Column Linear Frame • Accepts optional 48"W Cable Tray	8	TE	2,774	2,827	2,881	-	-
		46	-	-	-	3,592	5,032
ATP12048SR • Soft Rectangular • 41" (H) • 120" (W) x 48" (D) • Single Column Linear Frame • Accepts 2x optional 30"W Cable Tray	10	TE	3,972	4,048	4,123	-	-
		46	-	-	-	4,869	6,669
ATP14448SR • Soft Rectangular • 41" (H) • 144" (W) x 48" (D) • Single Column Linear Frame • Accepts 2x optional 42"W Cable Tray	12	TE	4,347	4,432	4,518	-	-
		46	-	-	-	6,218	8,378
ATP16648SR • Soft Rectangular • 41" (H) • 166" (W) x 48" (D) • Single Column Linear Frame • Accepts 2x optional 54"W Cable Tray	14	TE	4,483	4,578	4,673	-	-
		46	-	-	-	6,248	8,738
ATP19248SR • Soft Rectangular • 41" (H) • 192" (W) x 48" (D) • Single Column Linear Frame • Accepts 2x optional 65"W Cable Tray	16	TE	4,721	4,829	4,937	-	-
		46	-	-	-	6,356	9,237

GL = Global Laminate Range

TFL = TFL Range

TE = Taped Edge

46 = Profile Edge

All prices listed in US \$



Axis Tables - Bar Height Boat Tables

Design – Allermuir

Axis connects people both digitally and physically through its extensive versatile design focused on power and connectivity. Whether it's for conferencing, training, meeting or collaboration - whether in person or digitally - Axis offers a variety of top sizes and configurations. Its core design ensures seamless integration of power and data, making it easier for users to stay connected.



standard & optional features

● Standard feature
□ Not available

	ATP7246BT	ATP7846BT	ATP8446BT	ATP9646BT	ATP14446BT	ATP16646BT	ATP19246BT
	Boat Bar Height 72" x 46"	Boat Bar Height 78" x 46"	Boat Bar Height 84" x 46"	Boat Bar Height 96" x 46"	Boat Bar Height 144" x 46"	Boat Bar Height 166" x 46"	Boat Bar Height 192" x 46"
1" TFL top with matching edge tape (TE)	●	●	●	●	●	●	●
1" Laminate faced MDF core top with clear edge profile (46)	●	●	●	●	●	●	●
Steel upper frame and upper rails finished in Black powder coat	●	●	●	●	●	●	●
Aluminum columns, leg-castings and lower rails finished in Black powder coat	●	●	●	●	●	●	●
Plastic leveling feet	●	●	●	●	●	●	●

Optional features:

	ATP7246BT	ATP7846BT	ATP8446BT	ATP9646BT	ATP14446BT	ATP16646BT	ATP19246BT
Table edge profile (46) can be stained in Solid Black, Solid White or Espresso	+ \$30	+ \$30	+ \$30	+ \$30	+ \$60	+ \$60	+ \$60
1 x Cutout for power option A, please add "-A" to product code	+ \$160	+ \$160	+ \$160	+ \$195	-	-	-
1 x Cutout for power option B, please add "-B" to product code	+ \$155	+ \$155	+ \$155	+ \$190	-	-	-
2 x Cutout for power option A, please add "-A" to product code	-	-	-	-	+ \$415	-	-
2 x Cutout for power option B, please add "-B" to product code	-	-	-	-	+ \$395	-	-
3 x Cutout for power option A, please add "-A" to product code	-	-	-	-	-	+ \$540	-
2 x Cutout for power option B, please add "-B" to product code	-	-	-	-	-	+ \$395	-
4 x Cutout for power option A, please add "-A" to product code	-	-	-	-	-	-	+ \$780
4 x Cutout for power option B, please add "-B" to product code	-	-	-	-	-	-	+ \$740
Top frame, upper rails, columns, leg-castings and lower rails available in White,	+ \$0	+ \$0	+ \$0	+ \$0	+ \$0	+ \$0	+ \$0
Metal cable tray(s) available in Black, White, Umbra Gray, Dark Bronze and Ceramic White	+ \$181	+ \$203	+ \$226	+ \$249	+ \$442	+ \$568	+ \$667

* Please click here for finish reference

Ships KD = Knock Down (Assembly Required)

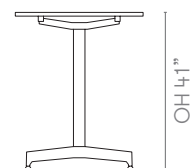
Optional perimeter power [-D] is available, please refer to Power Location page and Power Options and Accesories page to specify.

Please refer to Power Location page for -A and -B cutout details and Power Option and Accessories page to specify -A and -B power.

When cutout -A or -B is specified, [1] 3-prong plug infeed, unit to unit jumpers + P-clips will be included with the table. Additional infeeds available seperately.

dimensions

OH - Overall Height



Code

	Usually Seats	Edge	TFL Standard	TFL Premium Colors	TFL Premium Woodgrains	Global Laminates	Fenix
ATP7246BT • Boat • 41" (H) • 72" (W) x 46" (D) • Single Column Linear Frame • Accepts optional 24"W Cable Tray	6	TE	2,459	2,499	2,539	-	-
		46	-	-	-	3,416	4,451
ATP7846BT • Boat • 41" (H) • 78" (W) x 46" (D) • Single Column Linear Frame • Accepts optional 32"W Cable Tray	6	TE	2,530	2,570	2,611	-	-
		46	-	-	-	3,482	4,604
ATP8446BT • Boat • 41" (H) • 84" (W) x 46" (D) • Single Column Linear Frame • Accepts optional 39"W Cable Tray	8	TE	2,588	2,634	2,680	-	-
		46	-	-	-	3,508	4,716
ATP9646BT • Boat • 41" (H) • 96" (W) x 46" (D) • Single Column Linear Frame • Accepts optional 48"W Cable Tray	8	TE	2,655	2,702	2,750	-	-
		46	-	-	-	3,534	4,914
ATP14446BT • Boat • 41" (H) • 144" (W) x 46" (D) • Single Column Linear Frame • Accepts 2x optional 42"W Cable Tray	12	TE	3,394	3,474	3,554	-	-
		46	-	-	-	5,306	7,376
ATP16646BT • Boat • 41" (H) • 166" (W) x 46" (D) • Single Column Linear Frame • Accepts 2x optional 54"W Cable Tray	14	TE	3,442	3,523	3,604	-	-
		46	-	-	-	5,343	7,730
ATP19246BT • Boat • 41" (H) • 192" (W) x 46" (D) • Single Column Linear Frame • Accepts 2x optional 65"W Cable Tray	16	TE	3,695	3,791	3,897	-	-
		46	-	-	-	5,453	8,213

GL = Global Laminate Range

TFL = TFL Range

TE = Taped Edge

46 = Profile Edge

All prices listed in US \$

Axis Tables - Bar Height Boat Tables

Design – Allermuir

Axis connects people both digitally and physically through its extensive versatile design focused on power and connectivity. Whether it's for conferencing, training, meeting or collaboration - whether in person or digitally - Axis offers a variety of top sizes and configurations. Its core design ensures seamless integration of power and data, making it easier for users to stay connected.



standard & optional features

● Standard feature
□ Not available

	ATP8450BT	ATP9650BT	ATP12050BT	ATP14450BT	ATP16650BT	ATP19250BT
	Boat Bar Height 84" x 50"	Boat Bar Height 96" x 50"	Boat Bar Height 120" x 50"	Boat Bar Height 144" x 50"	Boat Bar Height 166" x 50"	Boat Bar Height 192" x 50"
1" TFL top with matching edge tape (TE)	●	●	●	●	●	●
1" Laminate faced MDF core top with clear edge profile (46)	●	●	●	●	●	●
Steel upper frame and upper rails finished in Black powder coat	●	●	●	●	●	●
Aluminum columns, leg-castings and lower rails finished in Black powder coat	●	●	●	●	●	●
Plastic leveling feet	●	●	●	●	●	●

Optional features:

	ATP8450BT	ATP9650BT	ATP12050BT	ATP14450BT	ATP16650BT	ATP19250BT
Table edge profile (46) can be stained in Solid Black, Solid White or Espresso	+ \$30	+ \$30	+ \$60	+ \$60	+ \$60	+ \$60
1 x Cutout for power option A, please add "-A" to product code	+ \$160	+ \$195	-	-	-	-
1 x Cutout for power option B, please add "-B" to product code	+ \$155	+ \$190	-	-	-	-
2 x Cutout for power option A, please add "-A" to product code	-	-	+ \$400	+ \$415	-	-
2 x Cutout for power option B, please add "-B" to product code	-	-	+ \$385	+ \$395	-	-
3 x Cutout for power option A, please add "-A" to product code	-	-	-	-	+ \$540	-
2 x Cutout for power option B, please add "-B" to product code	-	-	-	-	+ \$395	-
4 x Cutout for power option A, please add "-A" to product code	-	-	-	-	-	+ \$780
4 x Cutout for power option B, please add "-B" to product code	-	-	-	-	-	+ \$740
Top frame, upper rails, columns, leg-castings and lower rails available in White,	+ \$0	+ \$0	+ \$0	+ \$0	+ \$0	+ \$0
Metal cable tray(s) available in Black, White, Umbra Gray, Dark Bronze and Ceramic White	+ \$226	+ \$249	+ \$408	+ \$442	+ \$568	+ \$667

* Please click here for finish reference

Ships KD = Knock Down (Assembly Required)

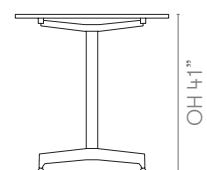
Optional perimeter power (-D) is available, please refer to Power Location page and Power Options and Accessories page to specify.

Please refer to Power Location page for -A and -B cutout details and Power Option and Accessories page to specify -A and -B power.

When cutout -A or -B is specified, (1) 3-prong plug infeed, unit to unit jumpers + P-clips will be included with the table. Additional infeeds available seperately.

dimensions

OH - Overall Height



Code

	Usually Seats	Edge	TFL Standard	TFL Premium Colors	TFL Premium Woodgrains	Global Laminates	Fenix
ATP8450BT • Boat • 41" (H) • 84" (W) x 50" (D) • Single Column Linear Frame • Accepts optional 39"W Cable Tray	8	TE	2,740	2,791	2,841	-	-
		46	-	-	-	3,586	4,899
ATP9650BT • Boat • 41" (H) • 96" (W) x 50" (D) • Single Column Linear Frame • Accepts optional 48"W Cable Tray	8	TE	2,774	2,827	2,881	-	-
		46	-	-	-	3,592	5,092
ATP12050BT • Boat • 41" (H) • 120" (W) x 50" (D) • Single Column Linear Frame • Accepts 2x optional 30"W Cable Tray	10	TE	3,972	4,048	4,123	-	-
		46	-	-	-	4,869	6,744
ATP14450BT • Boat • 41" (H) • 144" (W) x 50" (D) • Single Column Linear Frame • Accepts 2x optional 42"W Cable Tray	12	TE	4,347	4,432	4,518	-	-
		46	-	-	-	6,218	8,468
ATP16650BT • Boat • 41" (H) • 166" (W) x 50" (D) • Single Column Linear Frame • Accepts 2x optional 54"W Cable Tray	14	TE	4,483	4,578	4,673	-	-
		46	-	-	-	6,248	8,842
ATP19250BT • Boat • 41" (H) • 192" (W) x 50" (D) • Single Column Linear Frame • Accepts 2x optional 65"W Cable Tray	16	TE	4,721	4,829	4,937	-	-
		46	-	-	-	6,356	9,357

GL = Global Laminate Range

TFL = TFL Range

TE = Taped Edge

46 = Profile Edge

All prices listed in US \$

Axis Tables - Meeting Height Tapered Tables

Design – Allermuir

Axis connects people both digitally and physically through its extensive versatile design focused on power and connectivity. Whether it's for conferencing, training, meeting or collaboration - whether in person or digitally - Axis offers a variety of top sizes and configurations. Its core design ensures seamless integration of power and data, making it easier for users to stay connected.



standard & optional features

- Standard feature
- Not available

	ATD9650TP Tapered Meeting Height 96" x 50"	ATD12062TP Tapered Meeting Height 120" x 62"	ATD14472TP Tapered Meeting Height 144" x 72"	ATD16678TP Tapered Meeting Height 166" x 78"
1" TFL top with matching edge tape (TE)	●	●	●	●
1" Laminate faced MDF core top with clear edge profile (46)	●	●	●	●
Steel frame and rails finished in Black powder coat	●	●	●	●
Aluminum columns, leg-castings and lower rails finished in Black powder coat	●	●	●	●
Plastic leveling feet	●	●	●	●

Optional features:

Table edge profile (46) can be stained in Solid Black, Solid White or Espresso	+ \$30	+ \$60	+ \$60	+ \$60
1 x Cutout for power option A, please add "-A" to product code	+ \$160	-	-	-
1 x Cutout for power option B, please add "-B" to product code	+ \$155	-	-	-
2 x Cutout for power option A, please add "-A" to product code	-	+ \$400	+ \$415	-
2 x Cutout for power option B, please add "-B" to product code	-	+ \$385	+ \$395	-
3 x Cutout for power option A, please add "-A" to product code	-	-	-	+ \$540
2 x Cutout for power option B, please add "-B" to product code	-	-	-	+ \$395
Top frame, rails, columns, leg-castings and lower rails available in White, Umbra Gray, Dark Bronze and Ceramic White	+ \$0	+ \$0	+ \$0	+ \$0
Metal cable tray(s) available in Black, White, Umbra Gray, Dark Bronze and Ceramic White	+ \$249	+ \$400	+ \$434	+ \$512

* Please click here for finish reference

Ships KD = Knock Down (Assembly Required)

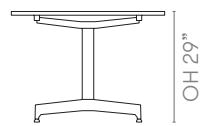
Optional perimeter power [-D] is available, please refer to Power Location page and Power Options and Accesories page to specify.

Please refer to Power Location page for -A and -B cutout details and Power Option and Accessories page to specify -A and -B power.

When cutout -A or -B is specified, [1] 3-prong plug infeed, unit to unit jumpers + P-clips will be included with the table. Additional infeeds available seperately.

dimensions

OH - Overall Height



Code

	Usually Seats	Edge	TFL Standard	TFL Premium Colors	TFL Premium Woodgrains	Global Laminates	Fenix
ATD9650TP • Tapered • 29" [H] • 96" [W] x 50" [D] • Single Column Linear Frame • Accepts optional 48"W Cable Tray	7	TE	2,703	2,760	2,816	-	-
		46	-	-	-	3,884	5,384
ATD12062TP • Tapered • 29" [H] • 120" [W] x 62" [D] • Double Column Linear Frame • Accepts 2X optional 26"W Cable Tray	7	TE	6,272	6,367	6,463	-	-
		46	-	-	-	9,234	11,559
ATD14472TP • Tapered • 29" [H] • 144" [W] x 72" [D] • Double Column Linear Frame • Accepts 2X optional 38"W Cable Tray	8	TE	6,739	6,862	6,966	-	-
		46	-	-	-	9,701	12,941
ATD16678TP • Tapered • 29" [H] • 166" [W] x 78" [D] • Double Column Linear Frame • Accepts 2X optional 50"W Cable Tray	11	TE	7,492	7,652	7,811	-	-
		46	-	-	-	11,122	15,169

GL = Global Laminate Range

TFL = TFL Range

TE = Taped Edge

46 = Profile Edge

All prices listed in US \$



Axis Tables - Meeting Height Video Conference Tables

Design - Allermuir

Axis connects people both digitally and physically through its extensive versatile design focused on power and connectivity. Whether it's for conferencing, training, meeting or collaboration - whether in person or digitally - Axis offers a variety of top sizes and configurations. Its core design ensures seamless integration of power and data, making it easier for users to stay connected.



standard & optional features

- Standard feature
- Not available

	ATD6654VCL Light Bulb Meeting Height 66" x 54"	ATD7249VCB Video Conference Meeting Height 72" x 49"	ATD9649VCB Video Conference Meeting Height 96" x 49"	ATD15349BOW Bow Meeting Height 153" x 49"
1" TFL top with matching edge tape (TE)	●	●	●	●
1" Laminate faced MDF core top with clear edge profile (46)	□	●	●	●
Steel frame and rails finished in Black powder coat	●	●	●	●
Aluminum columns, leg-castings and lower rails finished in Black powder coat	●	●	●	●
Plastic leveling feet	●	●	●	●

Optional features:

	ATD6654VCL	ATD7249VCB	ATD9649VCB	ATD15349BOW
Table edge profile (46) can be stained in Solid Black, Solid White or Espresso	-	+ \$30	+ \$30	+ \$60
1 x Cutout for power option A, please add "-A" to product code	+ \$160	+ \$160	+ \$160	-
1 x Cutout for power option B, please add "-B" to product code	+ \$155	+ \$155	+ \$155	-
2 x Cutout for power option A, please add "-A" to product code	-	-	-	+ \$400
2 x Cutout for power option B, please add "-B" to product code	-	-	-	+ \$385
4 x Cutout for power option V , please add "-V" to product code	+ \$0	+ \$0	+ \$0	+ \$0
Top frame, rails, columns, leg-castings and lower rails available in White, Umbra Gray, Dark Bronze and Ceramic White	+ \$0	+ \$0	+ \$0	+ \$0
Metal cable tray(s) available in Black, White, Umbra Gray, Dark Bronze and Ceramic White	+ \$188	+ \$181	+ \$249	+ \$498

* Please click here for finish reference

Ships KD = Knock Down (Assembly Required)

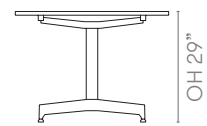
Optional perimeter power [-D] is available, please refer to Power Location page and Power Options and Accesories page to specify.

Please refer to Power Location page for -A, -B and -V cutout details and Power Option and Accessories page to specify -A, -B and -V power.

When cutout -A or -B is specified, (1) 3-prong plug infeed, unit to unit jumpers + P-clips will be included with the table. Additional infeeds available seperately.

dimensions

OH - Overall Height



Code

	Usually Seats	Edge	TFL Standard	TFL Premium Colors	TFL Premium Woodgrains	Global Laminates	Fenix	
ATD6654VCL • Light Bulb • 29" (H) • 66" (W) x 54" (D) • Single Column Linear Frame • Accepts optional 16"W Cable Tray	5		TE	2,453	2,500	2,597	-	-
			46	-	-	-	-	-
ATD7249VCB • Video Conference • 29" (H) • 72" (W) x 49" (D) • Single Column Linear Frame • Accepts optional 24"W Cable Tray	5		TE	2,483	2,529	2,576	-	-
			46	-	-	-	3,626	4,729
ATD9649VCB • Video Conference • 29" (H) • 96" (W) x 49" (D) • Single Column Linear Frame • Accepts optional 48"W Cable Tray	7		TE	2,703	2,760	2,816	-	-
			46	-	-	-	3,884	5,354
ATD15349BOW • Bow • 29" (H) • 153" (W) x 49" (D) • Single Column Linear Frame • Accepts 2X optional 48"W Cable Tray	4		TE	4,209	4,306	4,403	-	-
			46	-	-	-	6,455	8,798

GL = Global Laminate Range

TFL = TFL Range

TE = Taped Edge

46 = Profile Edge

All prices listed in US \$



Axis Tables - Meeting Height Video Conference Tables

Design - Allermuir

Axis connects people both digitally and physically through its extensive versatile design focused on power and connectivity. Whether it's for conferencing, training, meeting or collaboration - whether in person or digitally - Axis offers a variety of top sizes and configurations. Its core design ensures seamless integration of power and data, making it easier for users to stay connected.



standard & optional features

- Standard feature
- Not available

	ATD6654VCLW Light Bulb Meeting Height 66" x 54"	ATD7249VCBW Video Conference Meeting Height 72" x 49"	ATD9649VCBW Video Conference Meeting Height 96" x 49"
1" TFL top with matching edge tape (TE)	●	●	●
1" Laminate faced MDF core top with clear edge profile (46)	□	●	●
Steel frame and rails finished in Black powder coat	●	●	●
Media mounting display wall, Aluminum columns, leg-castings and lower rails finished in Black powder coat	●	●	●
Plastic leveling feet	●	●	●

Optional features:

Table edge profile (46) can be stained in Solid Black, Solid White or Espresso	+ \$30	+ \$30	+ \$30
1 x Cutout for power option A, please add "-A" to product code	+ \$160	+ \$160	+ \$160
1 x Cutout for power option B, please add "-B" to product code	-	+ \$155	+ \$155
4 x Cutout for power option V, please add "-V" to product code	+ \$0	+ \$0	+ \$0
Media mount, top frame, rails, columns, leg-castings and lower rails available in White, Umbra Gray, Dark Bronze and Ceramic White*	+ \$0	+ \$0	+ \$0
Metal cable tray(s) available in Black, White, Umbra Gray, Dark Bronze and Ceramic White	+ \$200	+ \$222	+ \$337

* Please click here for finish reference

Ships KD = Knock Down (Assembly Required)

Optional perimeter power [-D] is available, please refer to Power Location page and Power Options and Accesories page to specify.


Please refer to Power Location page for -A, -B and -V cutout details and Power Option and Accessories page to specify -A, -B and -V power.




When cutout -A or -B is specified, [1] 3-prong plug infeed, unit to unit jumpers + P-clips will be included with the table. Additional infeeds available seperately.

* Media Mounting display panel will remain Black if Dark Bronze is specified.

dimensions

OH - Overall Height



Code	Usually Seats	Edge	TFL Standard	TFL Premium Colors	TFL Premium Woodgrains	Global Laminates	Fenix
ATD6654VCLW • Light Bulb with Media Wall • 29" [H] • 66" [W] x 54" [D] • Single Column Linear Frame • Accepts optional 31"W Cable Tray	5	 TE	6,766	6,812	6,859	-	-
		 46	-	-	-	-	-
ATD7249VCBW • Video Conference with Media Wall • 29" [H] • 72" [W] x 49" [D] • Single Column Linear Frame • Accepts optional 39"W Cable Tray	5	 TE	6,789	6,835	6,881	-	-
		 46	-	-	-	7,935	9,038
ATD9649VCBW • Video Conference with Media Wall • 29" [H] • 96" [W] x 49" [D] • Single Column Linear Frame • Accepts optional 63"W Cable Tray	7	 TE	7,011	7,068	7,125	-	-
		 46	-	-	-	8,196	9,666

GL = Global Laminate Range

TFL = TFL Range

TE = Taped Edge

46 = Profile Edge

All prices listed in US \$



Axis Tables - Coffee Height Pedestal Tables

Design - Allermuir

Axis connects people both digitally and physically through its extensive versatile design focused on power and connectivity. Whether it's for conferencing, training, meeting or collaboration - whether in person or digitally - Axis offers a variety of top sizes and configurations. Its core design ensures seamless integration of power and data, making it easier for users to stay connected.



standard & optional features

- Standard feature
- Not available

	ATC42RD Round Coffee Height 42" dia	ATC42SS Soft Square Coffee Height 42" x 42"	ATC48RD Round Coffee Height 48" dia	ATC48SS Soft Square Coffee Height 48" x 48"
1" TFL top with matching edge tape (TE)	●	●	●	●
1" Laminate faced MDF core top with clear edge profile (46)	●	●	●	●
Steel frame and rails finished in Black powder coat	●	●	●	●
Aluminum columns, leg-castings and lower rails finished in Black powder coat	●	●	●	●
Plastic leveling feet	●	●	●	●

Optional features:

Table edge profile (46) can be stained in Solid Black, Solid White or Espresso	+ \$30	+ \$30	+ \$30	+ \$30
1 x Cutout for power option C located in the center of the table tops, please add	+ \$0	+ \$0	+ \$0	+ \$0
Top frame, rails, columns, leg-castings and lower rails available in White, Umbra Gray, Dark Bronze and Ceramic White	+ \$0	+ \$0	+ \$0	+ \$0

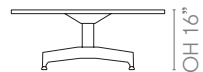
* Please click here for finish reference

Please refer to Power Location page for -C cutout details and Power Option and Accessories page to specify -C power.

Ships KD = Knock Down (Assembly Required)

dimensions

OH - Overall Height



Code	Usually Seats	Edge	TFL Standard	TFL Premium Colors	TFL Premium Woodgrains	Global Laminates	Fenix	
ATC42RD • Round • 16" (H) • 42" dia • Single Leg Pedestal	4	○	TE	1,274	1,299	1,325	-	-
		○	46	-	-	-	1,840	2,392
ATC42SS • Soft Square • 16" (H) • 42" (W) x 42" (D) • Single Leg Pedestal	4	□	TE	1,287	1,312	1,339	-	-
		□	46	-	-	-	1,859	2,411
ATC48RD • Round • 16" (H) • 48" dia • Single Leg Pedestal	4	○	TE	1,333	1,364	1,395	-	-
		○	46	-	-	-	1,932	2,652
ATC48SS • Soft Square • 16" (H) • 48" (W) x 48" (D) • Single Leg Pedestal	4	□	TE	1,347	1,378	1,409	-	-
		□	46	-	-	-	1,952	2,672

GL = Global Laminate Range

TFL = TFL Range

TE = Taped Edge

46 = Profile Edge

All prices listed in US \$

Axis Tables - Breakout Height, Pedestal Tables

Design - Allermuir

Axis connects people both digitally and physically through its extensive versatile design focused on power and connectivity. Whether it's for conferencing, training, meeting or collaboration - whether in person or digitally - Axis offers a variety of top sizes and configurations. Its core design ensures seamless integration of power and data, making it easier for users to stay connected.



standard & optional features

- Standard feature
- Not available

	ATB42RD Round Breakout Height 42" dia	ATB42SS Soft Square Breakout Height 42" x 42"	ATB48RD Round Breakout Height 48" dia	ATB48SS Soft Square Breakout Height 48" x 48"
1" TFL top with matching edge tape (TE)	●	●	●	●
1" Laminate faced MDF core top with clear edge profile (46)	●	●	●	●
Steel frame and rails finished in Black powder coat	●	●	●	●
Aluminum columns, leg-castings and lower rails finished in Black powder coat	●	●	●	●
Plastic leveling feet	●	●	●	●

Optional features:

Table edge profile (46) can be stained in Solid Black, Solid White or Espresso	+ \$30	+ \$30	+ \$30	+ \$30
1 x Cutout for power option C located in the center of the table tops, please add	+ \$0	+ \$0	+ \$0	+ \$0
Top frame, rails, columns, leg-castings and lower rails available in White, Umbra Gray, Dark Bronze and Ceramic White	+ \$0	+ \$0	+ \$0	+ \$0

* Please click here for finish reference

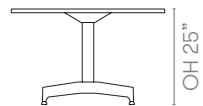
Optional perimeter power (-D) is available, please refer to Power Location page and Power Options and Accessories page to specify.

Please refer to Power Location page for -C cutout details and Power Option and Accessories page to specify -C power.

Ships KD = Knock Down (Assembly Required)

dimensions

OH - Overall Height



Code

	Usually Seats	Edge	TFL Standard	TFL Premium Colors	TFL Premium Woodgrains	Global Laminates	Fenix	
ATB42RD • Round • 25" (H) • 42" dia • Single Leg Pedestal	4	○	TE	1,308	1,333	1,359	-	-
		○	46	-	-	-	1,874	2,426
ATB42SS • Soft Square • 25" (H) • 42" (W) x 42" (D) • Single Leg Pedestal	4	□	TE	1,322	1,348	1,373	-	-
		□	46	-	-	-	1,892	2,444
ATB48RD • Round • 25" (H) • 48" dia • Single Leg Pedestal	4	○	TE	1,367	1,398	1,429	-	-
		○	46	-	-	-	1,968	2,688
ATB48SS • Soft Square • 25" (H) • 48" (W) x 48" (D) • Single Leg Pedestal	4	□	TE	1,381	1,412	1,444	-	-
		□	46	-	-	-	1,988	2,708

GL = Global Laminate Range

TFL = TFL Range

TE = Taped Edge

46 = Profile Edge

All prices listed in US \$

Axis Tables - Meeting Height Pedestal Tables

Design - Allermuir

Axis connects people both digitally and physically through its extensive versatile design focused on power and connectivity. Whether it's for conferencing, training, meeting or collaboration - whether in person or digitally - Axis offers a variety of top sizes and configurations. Its core design ensures seamless integration of power and data, making it easier for users to stay connected.



standard & optional features

- Standard feature
- Not available

	ATD42RD	ATD42SS	ATD48RD	ATD48SS	ATD54RD	ATD54SS	ATD60RD	ATD60SS
	Round Meeting Height 42" dia	Soft Square Meeting Height 42" x 42"	Round Meeting Height 48" dia	Soft Square Meeting Height 48" x 48"	Round Meeting Height 54" dia	Soft Square Meeting Height 54" x 54"	Round Meeting Height 60" dia	Soft Square Meeting Height 60" x 60"
1" TFL top with matching edge tape (TE)	●	●	●	●	●	●	●	●
1" Laminate faced MDF core top with clear edge profile (46)	●	●	●	●	●	●	●	●
Steel frame and rails finished in Black powder coat	●	●	●	●	●	●	●	●
Aluminum columns, leg-castings and lower rails finished in Black powder coat	●	●	●	●	●	●	●	●
Plastic leveling feet	●	●	●	●	●	●	●	●

Optional features:

Table edge profile (46) can be stained in Solid Black, Solid White or Espresso	+ \$30	+ \$30	+ \$30	+ \$30	+ \$30	+ \$30	+ \$30	+ \$30
1 x Cutout for power option C located in the center of the table tops, please add	+ \$0	+ \$0	+ \$0	+ \$0	+ \$0	+ \$0	+ \$0	+ \$0
Top frame, rails, columns, leg-castings and lower rails available in White, Umbra Gray, Dark Bronze and Ceramic White	+ \$0	+ \$0	+ \$0	+ \$0	+ \$0	+ \$0	+ \$0	+ \$0

* Please click here for finish reference

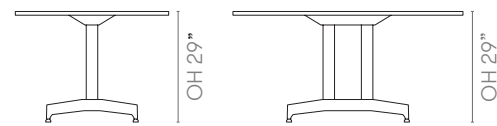
Ships KD = Knock Down (Assembly Required)

Optional perimeter power (-D) is available, please refer to Power Location page and Power Options and Accessories page to specify.

Please refer to Power Location page for -C cutout details and Power Option and Accessories page to specify -C power.

dimensions

OH - Overall Height



Code

	Usually Seats	Edge	TFL Standard	TFL Premium Colors	TFL Premium Wood Grains	Global Laminates	Fenix	
ATD42RD • Round • 29" (H) • 42" dia • Single Leg Pedestal	4	○	TE	1,326	1,351	1,377	-	-
		○	46	-	-	-	1,892	2,444
ATD42SS • Soft Square • 29" (H) • 42" (W) x 42" (D) • Single Leg Pedestal	4	□	TE	1,341	1,367	1,392	-	-
		□	46	-	-	-	1,911	2,463
ATD48RD • Round • 29" (H) • 48" dia • Single Leg Pedestal	4	○	TE	1,386	1,417	1,448	-	-
		○	46	-	-	-	1,987	2,707
ATD48SS • Soft Square • 29" (H) • 48" (W) x 48" (D) • Single Leg Pedestal	4	□	TE	1,400	1,431	1,463	-	-
		□	46	-	-	-	2,007	2,727
ATD54RD • Round • 29" (H) • 54" dia • Four Leg Pedestal	4	○	TE	3,183	3,223	3,262	-	-
		○	46	-	-	-	4,437	5,349
ATD54SS • Soft Square • 29" (H) • 54" (W) x 54" (D) • Four Leg Pedestal	4	□	TE	3,199	3,240	3,279	-	-
		□	46	-	-	-	4,460	5,372
ATD60RD • Round • 29" (H) • 60" dia • Four Leg Pedestal	4	○	TE	3,264	3,309	3,356	-	-
		○	46	-	-	-	5,364	6,489
ATD60SS • Soft Square • 29" (H) • 60" (W) x 60" (D) • Four Leg Pedestal	4	□	TE	3,289	3,326	3,373	-	-
		□	46	-	-	-	5,391	6,516

GL = Global Laminate Range

TFL = TFL Range

TE = Taped Edge

46 = Profile Edge

All prices listed in US \$

Axis Tables - Meeting Height Pedestal Tables

Design - Allermuir

Axis connects people both digitally and physically through its extensive versatile design focused on power and connectivity. Whether it's for conferencing, training, meeting or collaboration - whether in person or digitally - Axis offers a variety of top sizes and configurations. Its core design ensures seamless integration of power and data, making it easier for users to stay connected.



standard & optional features

- Standard feature
- Not available

	ATD72RD Round Meeting Height 72" dia	ATD72SS Soft Square Meeting Height 72" x 72"	ATD78RD Round Meeting Height 78" dia	ATD78SS Soft Square Meeting Height 78" x 78"
1" TFL top with matching edge tape (TE)	●	●	●	●
1" Laminate faced MDF core top with clear edge profile (46)	●	●	●	●
Steel frame and rails finished in Black powder coat	●	●	●	●
Aluminum columns, leg-castings and lower rails finished in Black powder coat	●	●	●	●
Plastic leveling feet	●	●	●	●

Optional features:

Table edge profile (46) can be stained in Solid Black, Solid White or Espresso	+ \$30	+ \$30	+ \$30	+ \$30
1 x Cutout for power option C located in the center of the table tops, please add	+ \$0	+ \$0	+ \$0	+ \$0
Top frame, rails, columns, leg-castings and lower rails available in White, Umbra Gray, Dark Bronze and Ceramic White	+ \$0	+ \$0	+ \$0	+ \$0

* Please click here for finish reference

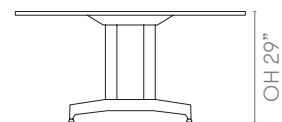
Optional perimeter power [-D] is available, please refer to Power Location page and Power Options and Accessories page to specify.

Please refer to Power Location page for -C cutout details and Power Option and Accessories page to specify -C power.

Ships KD = Knock Down (Assembly Required)

dimensions

OH - Overall Height



Code

	Usually Seats	Edge	TFL Standard	TFL Premium Colors	TFL Premium Woodgrains	Global Laminates	Fenix	
ATD72RD • Round • 29" (H) • 72" dia • Four Leg Pedestal	8		TE	3,350	3,406	3,462	-	-
			46	-	-	-	5,507	7,127
ATD72SS • Soft Square • 29" (H) • 72" (W) x 72" (D) • Four Leg Pedestal	8		TE	3,367	3,424	3,480	-	-
			46	-	-	-	5,535	7,155
ATD78RD • Round • 29" (H) • 78" dia • Four Leg Pedestal	8		TE	4,337	4,382	4,434	-	-
			46	-	-	-	6,533	8,435
ATD78SS • Soft Square • 29" (H) • 78" (W) x 78" (D) • Four Leg Pedestal	8		TE	4,353	4,404	4,457	-	-
			46	-	-	-	6,566	8,468

GL = Global Laminate Range

TFL = TFL Range

TE = Taped Edge

46 = Profile Edge

All prices listed in US \$



Axis Tables - Counter Height Pedestal Tables

Design - Allermuir

Axis connects people both digitally and physically through its extensive versatile design focused on power and connectivity. Whether it's for conferencing, training, meeting or collaboration - whether in person or digitally - Axis offers a variety of top sizes and configurations. Its core design ensures seamless integration of power and data, making it easier for users to stay connected.



standard & optional features

- Standard feature
- Not available

	ATCH42RD Round Counter Height 42" dia	ATCH42SS Soft Square Counter Height 42" x 42"	ATCH48RD Round Counter Height 48" dia	ATCH48SS Soft Square Counter Height 48" x 48"
1" TFL top with matching edge tape (TE)	●	●	●	●
1" Laminate faced MDF core top with clear edge profile (46)	●	●	●	●
Steel frame and rails finished in Black powder coat	●	●	●	●
Aluminum columns, leg-castings and lower rails finished in Black powder coat	●	●	●	●
Plastic leveling feet	●	●	●	●

Optional features:

Table edge profile (46) can be stained in Solid Black, Solid White or Espresso	+ \$30	+ \$30	+ \$30	+ \$30
1 x Cutout for power option C located in the center of the table tops, please add	+ \$0	+ \$0	+ \$0	+ \$0
Top frame, rails, columns, leg-castings and lower rails available in White, Umbra Gray, Dark Bronze and Ceramic White	+ \$0	+ \$0	+ \$0	+ \$0

* Please click here for finish reference

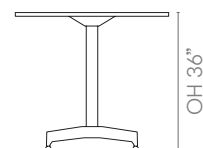
Ships KD = Knock Down (Assembly Required)

Optional perimeter power (-D) is available, please refer to Power Location page and Power Options and Accessories page to specify.

Please refer to Power Location page for -C cutout details and Power Option and Accessories page to specify -C power.

dimensions

OH - Overall Height



Code

	Usually Seats	Edge	TFL Standard	TFL Premium Colors	TFL Premium Woodgrains	Global Laminates	Fenix
ATCH42RD • Round • 36" (H) • 42" dia • Single Leg Pedestal	4	○ TE	1,361	1,386	1,412	-	-
		○ 46	-	-	-	1,927	2,479
ATCH42SS • Soft Square • 36" (H) • 42" (W) x 42" (D) • Single Leg Pedestal	4	□ TE	1,375	1,400	1,427	-	-
		□ 46	-	-	-	1,947	2,499
ATCH48RD • Round • 36" (H) • 48" dia • Single Leg Pedestal	4	○ TE	1,420	1,451	1,482	-	-
		○ 46	-	-	-	2,025	2,744
ATCH48SS • Soft Square • 36" (H) • 48" (W) x 48" (D) • Single Leg Pedestal	4	□ TE	1,435	1,466	1,497	-	-
		□ 46	-	-	-	2,045	2,765

GL = Global Laminate Range

TFL = TFL Range

TE = Taped Edge

46 = Profile Edge

All prices listed in US \$



Axis Tables - Bar Height Pedestal Tables

Design - Allermuir

Axis connects people both digitally and physically through its extensive versatile design focused on power and connectivity. Whether it's for conferencing, training, meeting or collaboration - whether in person or digitally - Axis offers a variety of top sizes and configurations. Its core design ensures seamless integration of power and data, making it easier for users to stay connected.



standard & optional features

- Standard feature
- Not available

	ATP42RD Round Bar Height 42" dia	ATP42SS Soft Square Bar Height 36" x 36"	ATP48RD Round Bar Height 48" dia	ATP48SS Soft Square Bar Height 48" x 48"
1" TFL top with matching edge tape (TE)	●	●	●	●
1" Laminate faced MDF core top with clear edge profile (46)	●	●	●	●
Steel frame and rails finished in Black powder coat	●	●	●	●
Aluminum columns, leg-castings and lower rails finished in Black powder coat	●	●	●	●
Plastic leveling feet	●	●	●	●

Optional features:

Table edge profile (46) can be stained in Solid Black, Solid White or Espresso	+ \$30	+ \$30	+ \$30	+ \$30
1 x Cutout for power option C located in the center of the table tops, please add	+ \$0	+ \$0	+ \$0	+ \$0
Top frame, rails, columns, leg-castings and lower rails available in White, Umbra Gray, Dark Bronze and Ceramic White	+ \$0	+ \$0	+ \$0	+ \$0

* Please click here for finish reference

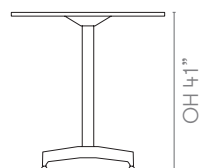
Ships KD = Knock Down (Assembly Required)

Optional perimeter power (-D) is available, please refer to Power Location page and Power Options and Accessories page to specify.

Please refer to Power Location page for -C cutout details and Power Option and Accessories page to specify -C power.

dimensions

OH - Overall Height



Code

	Usually Seats	Edge	TFL Standard	TFL Premium Colors	TFL Premium Woodgrains	Global Laminates	Fenix	
ATP42RD • Round • 41" (H) • 42" dia • Single Leg Pedestal	4	○	TE	1,383	1,408	1,434	-	-
		○	46	-	-	-	1,949	2,501
ATP42SS • Soft Square • 41" (H) • 42" (W) x 42" (D) • Single Leg Pedestal	4	□	TE	1,397	1,423	1,449	-	-
		□	46	-	-	-	1,969	2,521
ATP48RD • Round • 41" (H) • 48" dia • Single Leg Pedestal	4	○	TE	1,442	1,473	1,504	-	-
		○	46	-	-	-	2,047	2,767
ATP48SS • Soft Square • 41" (H) • 48" (W) x 48" (D) • Single Leg Pedestal	4	□	TE	1,458	1,489	1,520	-	-
		□	46	-	-	-	2,068	2,788

GL = Global Laminate Range

TFL = TFL Range

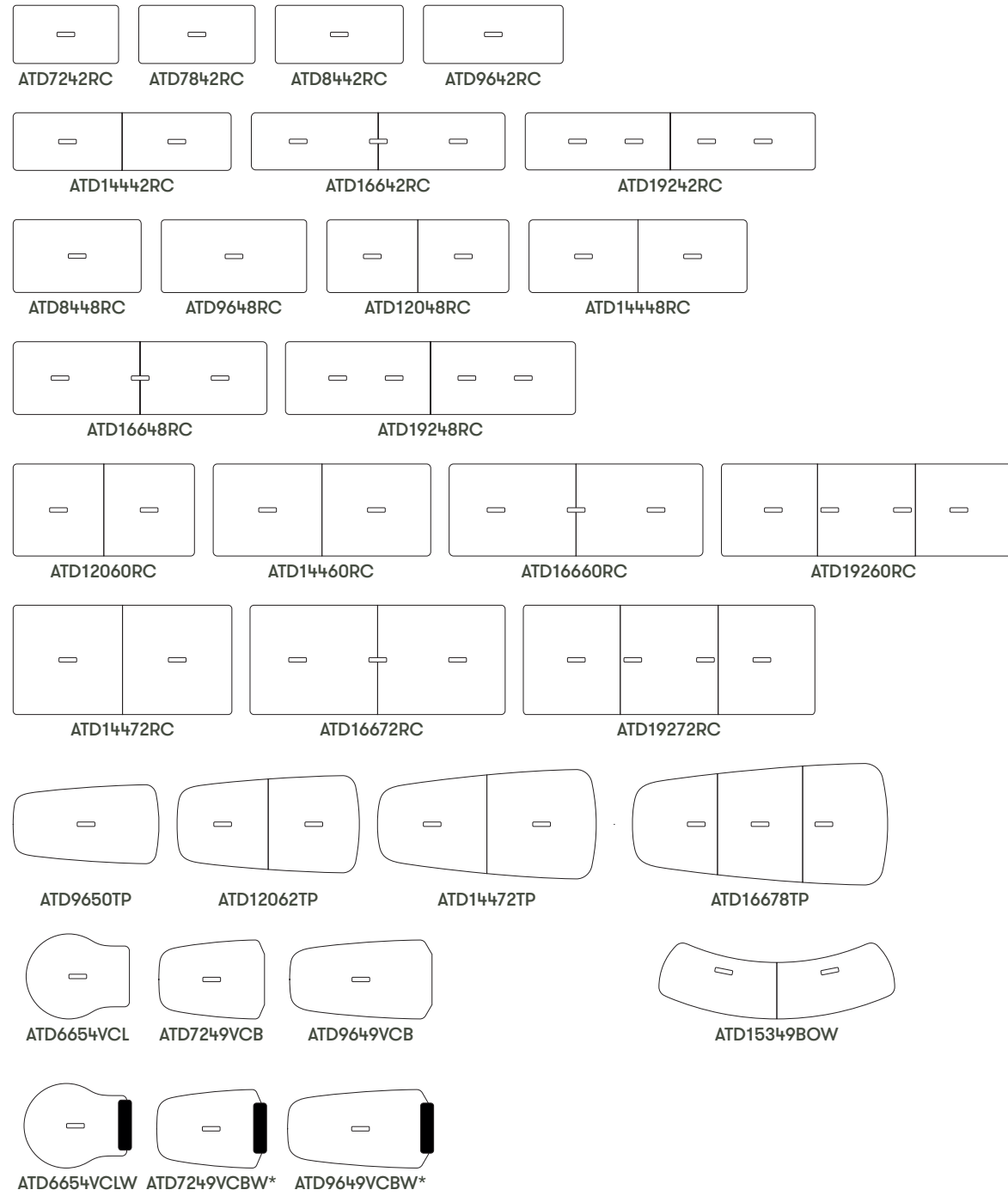
TE = Taped Edge

46 = Profile Edge

All prices listed in US \$



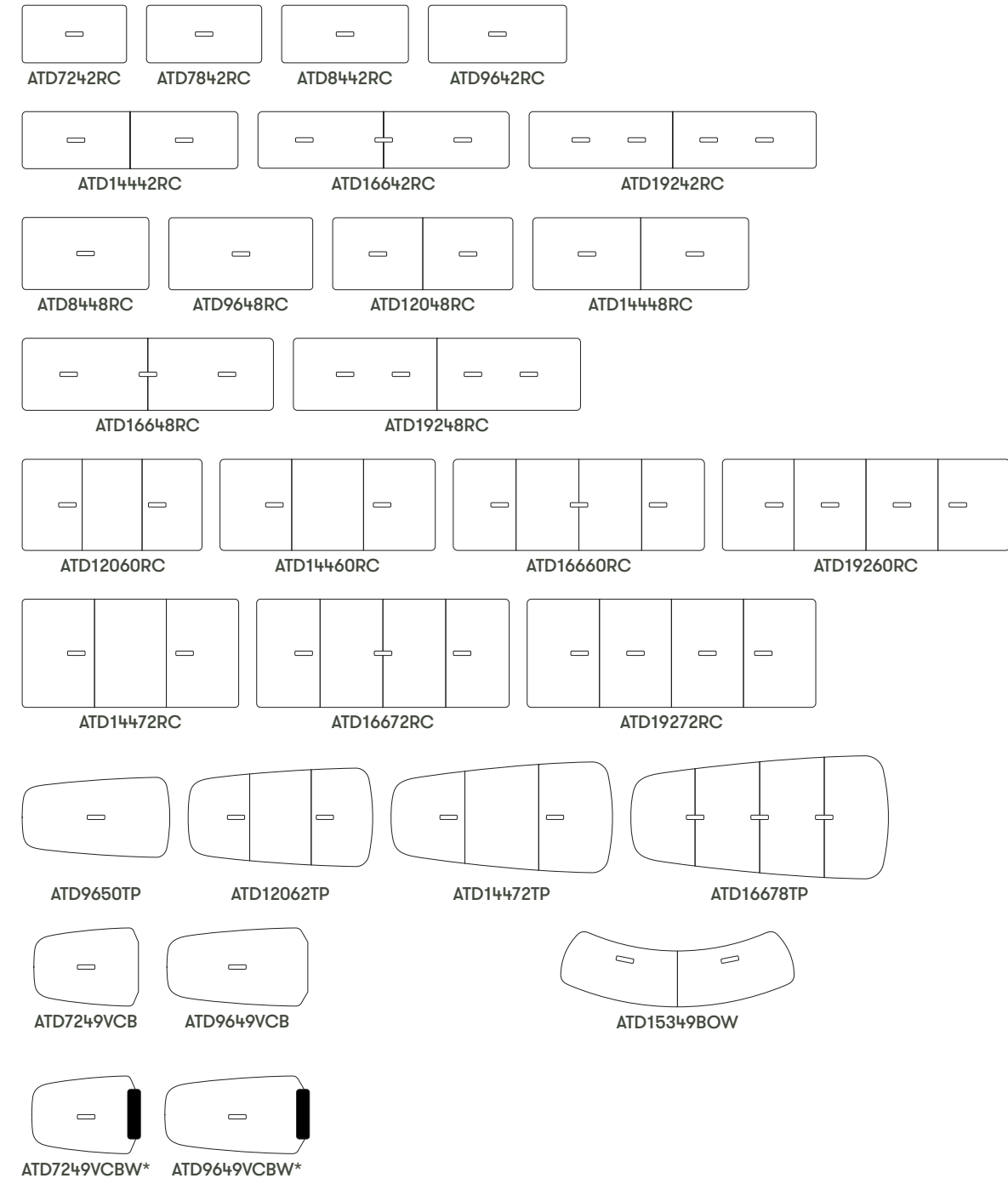
Axis Tables – TFL Tops with power A cut outs



Please Note:
Power cutouts are in the same location on equally sized tables on soft rectangular and boat shaped tops as well as counter and bar heights

* Size does not include media wall

Axis Tables – Laminate Tops with power A cut outs



Please Note:
Power cutouts are in the same location on equally sized tables on soft rectangular and boat shaped tops as well as counter and bar heights

* Size does not include media wall

Axis Tables - Power Option A

Design – Allermuir

Axis connects people both digitally and physically through its extensive versatile design focused on power and connectivity. Whether it's for conferencing, training, meeting or collaboration - whether in person or digitally - Axis offers a variety of top sizes and configurations. Its core design ensures seamless integration of power and data, making it easier for users to stay connected.

standard & optional features

● Standard feature
 □ Not available

	ATPA1 Power A Module A1	ATPA2 Power A Module A2	ATPA3 Power A Module A3	ATPA4 Power A Module A4	ATPA5 Power A Module A5
In-surface frame finished in Black or White	●	●	●	●	●
Electrical configuration A with 4 power sockets	●	□	□	□	□
Electrical configuration A with 3 power sockets + 25W A/C USB	□	●	□	□	□
Electrical configuration A with 2 power sockets + 25W C/C USB + HDMI	□	□	●	□	□
Electrical configuration A with 2 power sockets + 25W C/C USB + CAT6	□	□	□	●	□
Electrical configuration A with 2 power sockets + 25W C/C USB + Pull Through	□	□	□	□	●

● Standard feature
 □ Not available

	ATPA6 Power A Module A6	ATPA7 Power A Module A7	ATPA8 Power A Module A8	ATPA9 Power A Module A9
In-surface frame finished in Black or White	●	●	●	●
Electrical configuration A with 3 power sockets + 65W A/C USB	●	□	□	□
Electrical configuration A with 2 power sockets + 65W C/C USB + HDMI	□	●	□	□
Electrical configuration A with 2 power sockets + 65W C/C USB + CAT6	□	□	●	□
Electrical configuration A with 2 power sockets + 65W C/C USB + Pull Through	□	□	□	●

* Please click here for finish reference

Specify (Quantity 1) x A power unit per cutout.

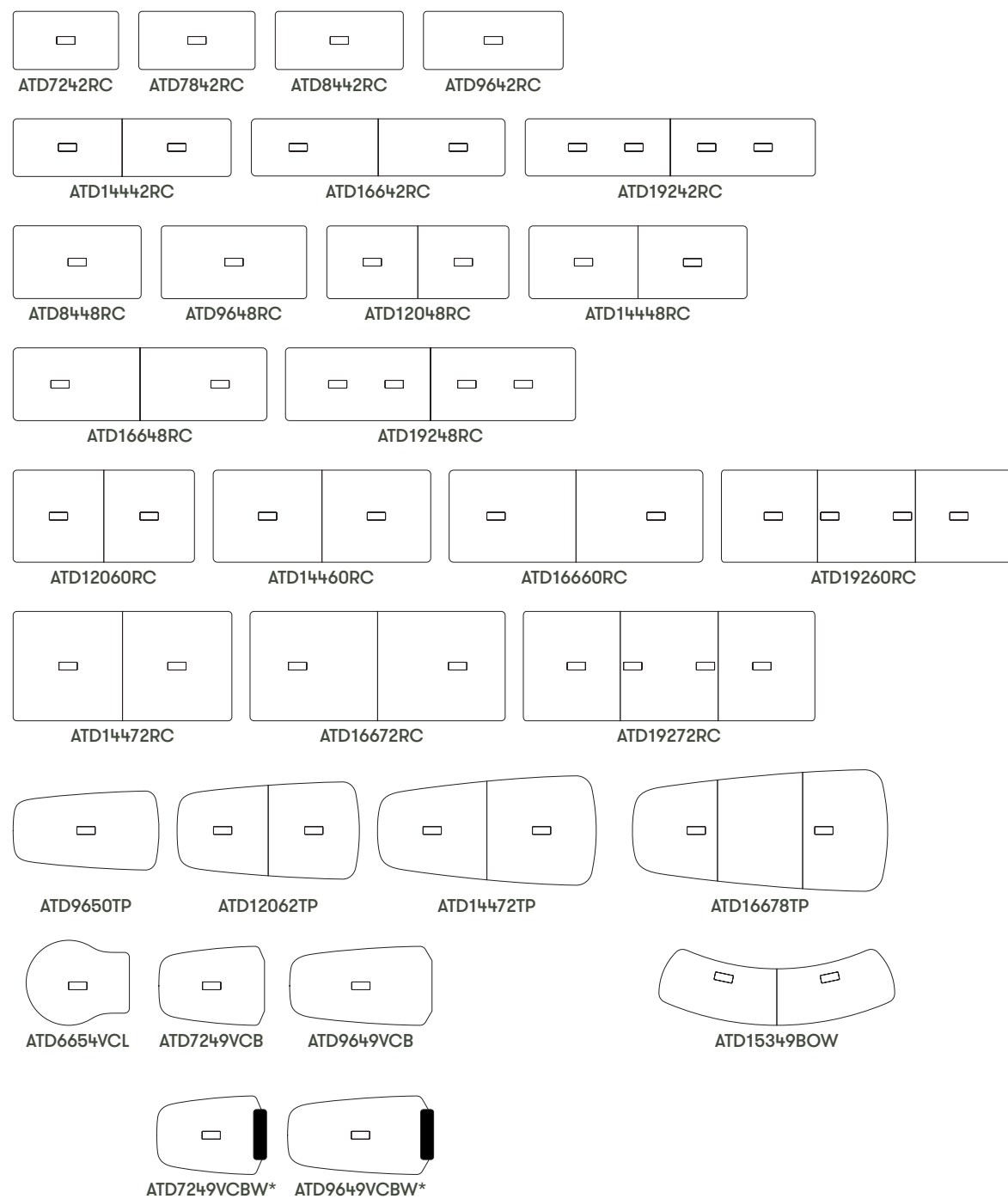
Please refer to Power A Location page for cutout details.

[Back to index](#)

Code	Description	Price	Fits Power Cut Out:	Notes	
ATPA1	4 Power	345	A	Must be specified with a table that has a "A" cut out	
ATPA2	3 Power + 25W A/C USB	496	A	Must be specified with a table that has a "A" cut out	
ATPA3	2 Power + 25W A/C USB + HDMI	508	A	Must be specified with a table that has a "A" cut out	
ATPA4	2 Power + 25W A/C USB + CAT6	495	A	Must be specified with a table that has a "A" cut out	
ATPA5	2 Power + 25W A/C USB + Pull Through	481	A	Must be specified with a table that has a "A" cut out	
ATPA6	3 Power + 65W A/C USB	618	A	Must be specified with a table that has a "A" cut out	
ATPA7	2 Power + 65W A/C USB + HDMI	647	A	Must be specified with a table that has a "A" cut out	
ATPA8	2 Power + 65W A/C USB + CAT6	634	A	Must be specified with a table that has a "A" cut out	
ATPA9	2 Power + 65W A/C USB + Pull Through	619	A	Must be specified with a table that has a "A" cut out	

All prices listed in US \$

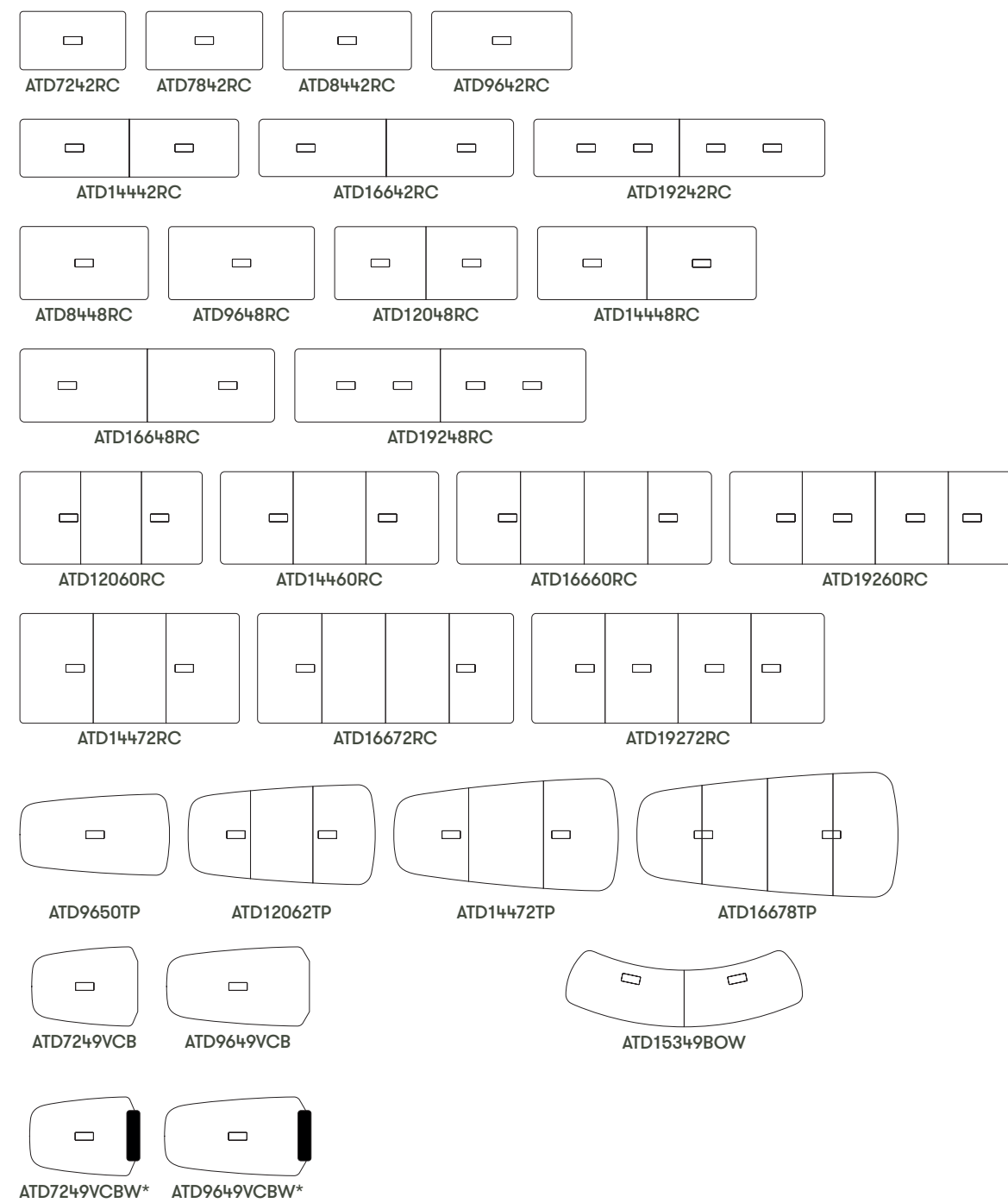
Axis Tables – TFL Tops with power B cut outs



Please Note:
Power cutouts are in the same location on equally sized tables on soft rectangular and boat shaped tops as well as counter and bar heights

* Size does not include media wall

Axis Tables – Laminate Tops with B power cut outs



Please Note:
Power cutouts are in the same location on equally sized tables on soft rectangular and boat shaped tops as well as counter and bar heights

* Size does not include media wall

Axis Tables - Power Option B

Design – Allermuir

Axis connects people both digitally and physically through its extensive versatile design focused on power and connectivity. Whether it's for conferencing, training, meeting or collaboration - whether in person or digitally - Axis offers a variety of top sizes and configurations. Its core design ensures seamless integration of power and data, making it easier for users to stay connected.

standard & optional features

● Standard feature
□ Not available

	Power B Module -1	Power B Module -2	Power B Module -3	Power B Module -4	Power B Module -5
In-surface lid finished in Black or White	●	●	●	●	●
Power undercarrage finished in Black	●	●	●	●	●
Electrical configuration B with 4 power sockets	●	□	□	□	□
Electrical configuration B with 3 power sockets + 25W A/C USB	□	●	□	□	□
Electrical configuration B with 2 power sockets + 25W C/C USB + HDMI	□	□	●	□	□
Electrical configuration B with 2 power sockets + 25W C/C USB + CAT6	□	□	□	●	□
Electrical configuration B with 2 power sockets + 25W C/C USB + Pull Through	□	□	□	□	●

● Standard feature
□ Not available

	Power B Module -6	Power B Module -7	Power B Module -8	Power B Module -9
In-surface frame finished in Black or White	●	●	●	●
Electrical configuration B with 3 power sockets + 65W A/C USB	●	□	□	□
Electrical configuration B with 2 power sockets + 65W C/C USB + HDMI	□	●	□	□
Electrical configuration B with 2 power sockets + 65W C/C USB + CAT6	□	□	●	□
Electrical configuration B with 2 power sockets + 65W C/C USB + Pull Through	□	□	□	●

* Please click here for finish reference

Specify (Quantity 1) complete ATPB-X-X unit per cutout.

Please refer to Power B location page for cutout details.

Power Option “B” includes (1) rotating in-surface lid and (1) power undercarrage which accepts (2) electrical configurations: below units will come with electrical jumpers + splitters for streamlined connectivity. Please add the prices of electrical configuration selections #1 and #2 together to arrive at the total Power Option B cost.

To specify your “B” electrical, please select (2) electrical configurations below and build into the part number per the following example:

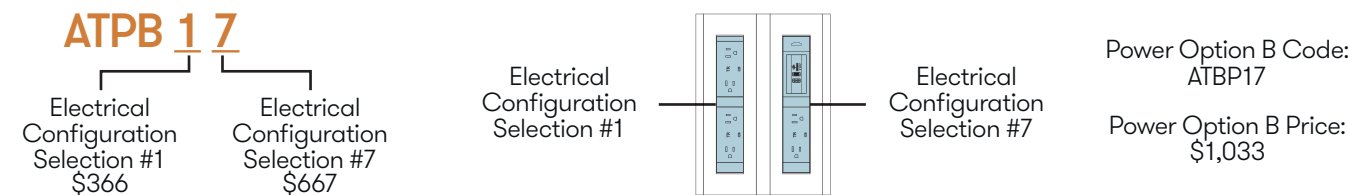
Note: Always list lowest number first



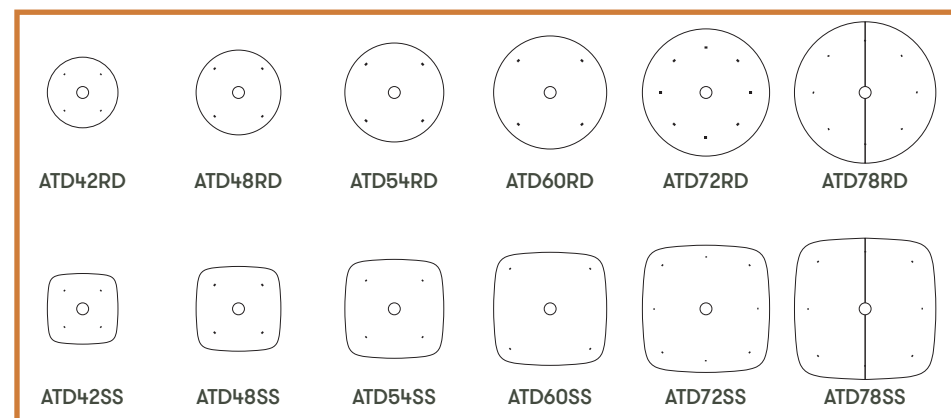
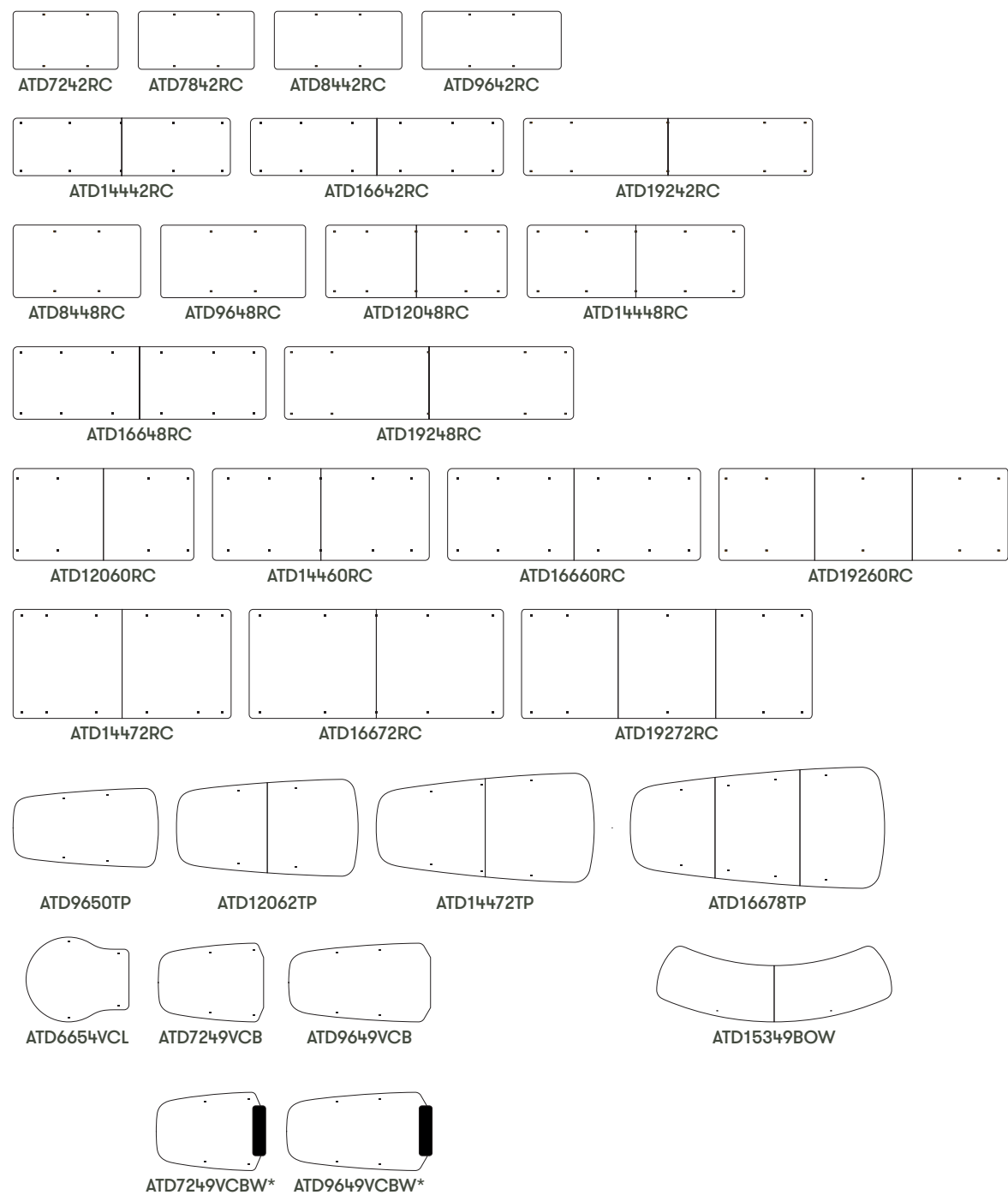
Code	Description	Price	Fits Power Cut Out:	Notes
ATPB ---	Rotating in-surface lid and power undercarrage	-	B	Must be specified with a table that has a “B” cut out
-1	4 Power	366	B	Must be specified with a table that has a “B” cut out
-2	3 Power + 25W A/C USB	517	B	Must be specified with a table that has a “B” cut out
-3	2 Power + 25W A/C USB + HDMI	528	B	Must be specified with a table that has a “B” cut out
-4	2 Power + 25W A/C USB + CAT6	515	B	Must be specified with a table that has a “B” cut out
-5	2 Power + 25W A/C USB + Pull Through	501	B	Must be specified with a table that has a “B” cut out
-6	3 Power + 65W A/C USB	638	B	Must be specified with a table that has a “B” cut out
-7	2 Power + 65W A/C USB + HDMI	667	B	Must be specified with a table that has a “B” cut out
-8	2 Power + 65W A/C USB + CAT6	654	B	Must be specified with a table that has a “B” cut out
-9	2 Power + 65W A/C USB + Pull Through	639	B	Must be specified with a table that has a “B” cut out

All prices listed in US \$

Example Specification:



Axis Tables – TFL Tops with power C cut outs & perimeter power D locations

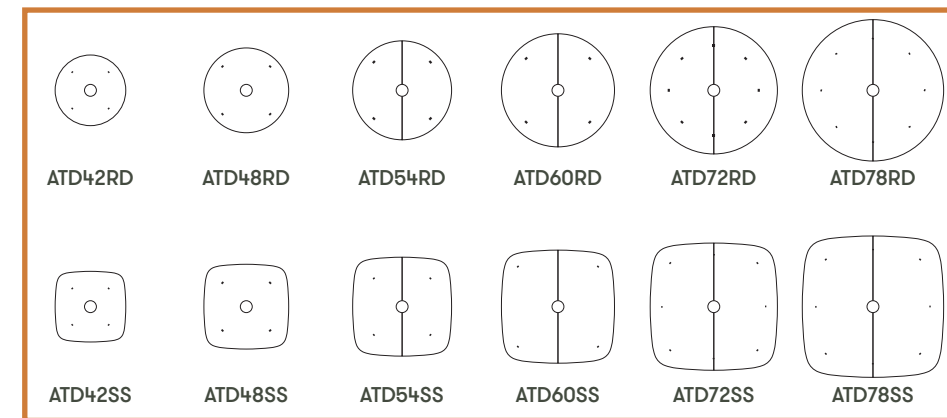
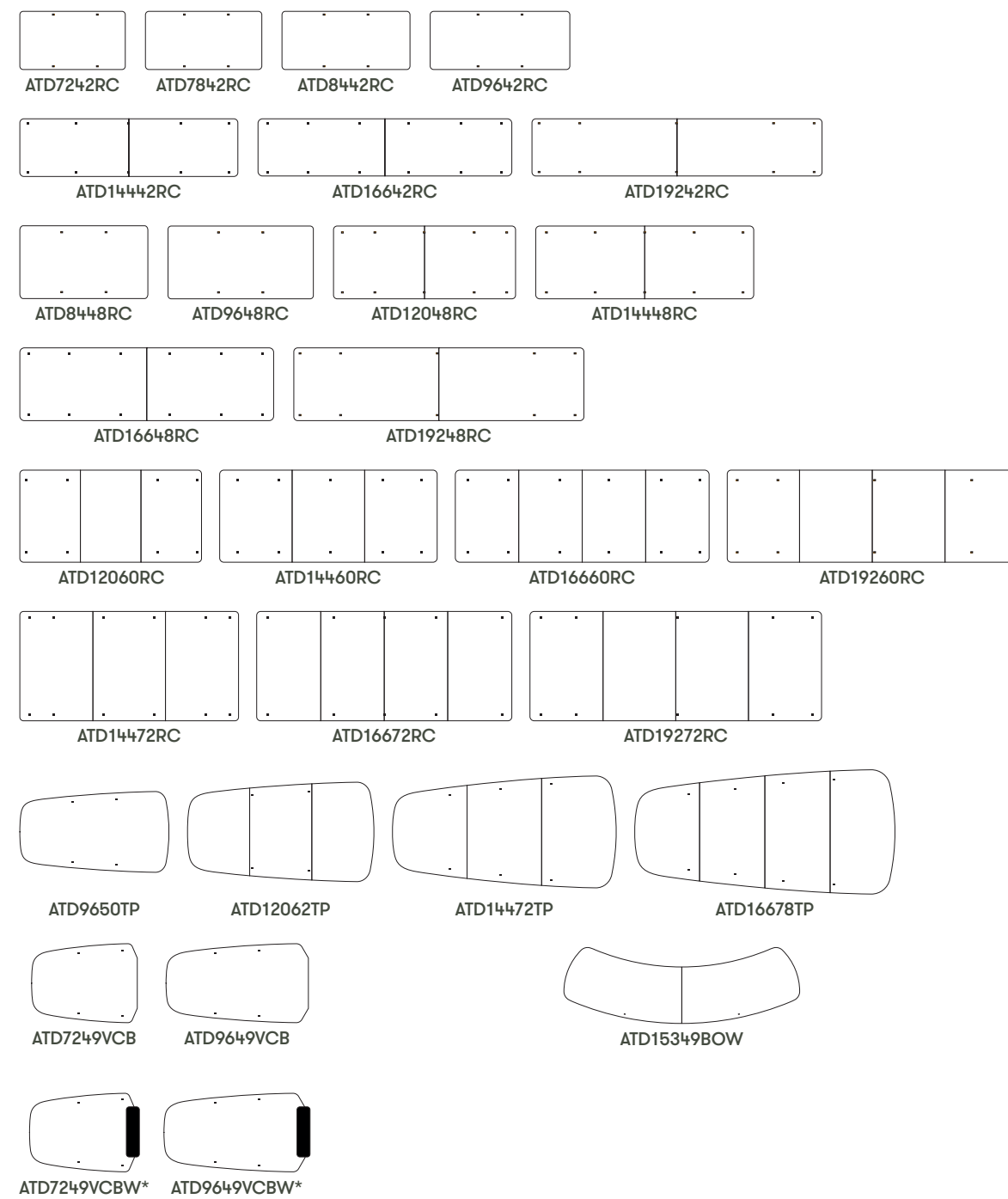


Power C is only available on these tables

Please Note:
Power cutouts are in the same location on equally sized tables on soft rectangular and boat shaped tops as well as counter and bar heights

* Size does not include media wall

Axis Tables – Laminate Tops with power C cut outs & perimeter power D locations



Power C is only available on these tables

Please Note:
Power cutouts are in the same location on equally sized tables on soft rectangular and boat shaped tops as well as counter and bar heights

* Size does not include media wall

Axis Tables - Power Option C+D

Design – Allermuir

Axis connects people both digitally and physically through its extensive versatile design focused on power and connectivity. Whether it's for conferencing, training, meeting or collaboration - whether in person or digitally - Axis offers a variety of top sizes and configurations. Its core design ensures seamless integration of power and data, making it easier for users to stay connected.

standard & optional features

- Standard feature
- Not available

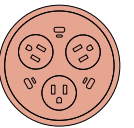
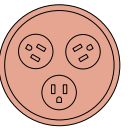
	ATPC1 Power Option C1	ATPC2 Power Option C2	ATPD1 Power Option D1
Power option finished in Black	●	●	●
3 Power finished in Black	●	□	□
3 Power + 3x A/C USB finished in Black	□	●	□
60W USB C + 12W USB A finished in Black	□	□	●

* Please click here for finish reference

Refer to perimeter power location page for possible locations for Power Option D

[Back to index](#)

Code	Description	Price	Fits Power Cut Out:	Notes
ATPC1	3 Power	385	C	Must be specified with a table that has a “C” cut out
ATPC2	3 Power + 3x A/C USB	781	C	Must be specified with a table that has a “C” cut out
ATPD1	60W USB C + 12W USB A Perimeter power	POA See Note 1	D	Set of 4 Includes - USB Power Hub To be mounted to under the surface



Note 1: Perimeter power priced on application, starting at \$1,337 per set of 4. Please contact the internal sale support department for specification and pricing assistance

All prices listed in US \$

Axis Tables - Power Option V

Design – Allermuir

Axis connects people both digitally and physically through its extensive versatile design focused on power and connectivity. Whether it's for conferencing, training, meeting or collaboration - whether in person or digitally - Axis offers a variety of top sizes and configurations. Its core design ensures seamless integration of power and data, making it easier for users to stay connected.

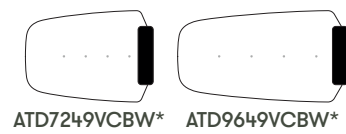
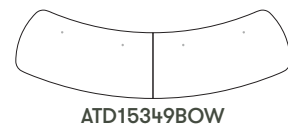
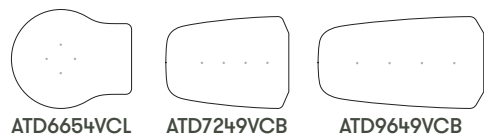
standard & optional features

- Standard feature
- Not available

	ATPV1 Power Option V1	ATPV3 Power Option V3
Power option finished in Black	●	●
Screen sharing hub including x4 USB C Power/Data finished in Black	●	□
19mm - 2 Part Pass through sleeve (grommet) finished in Black	□	●

* Please click here for finish reference

Axis Tables – TFL Tops with power V cut outs

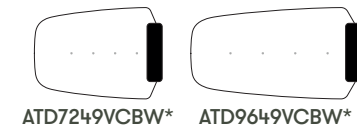
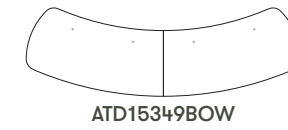
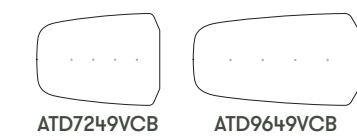


[Back to index](#)

Code	Description	Price	Fits Power Cut Out:	Notes
ATPV1	Screen sharing hub including x4 USB C Power/Data	4,620	V	Must be specified with a table that has a "V" cut out Set of 4
ATPV3	0.75" - 2 Part Pass through sleeve (grommet)	65	V	Individual product / unit One unit per hole cut out

All prices listed in US \$

Axis Tables – Laminate Tops with power V cut outs



Axis Tables - Power Options and Accessories

Design – Allermuir

Axis connects people both digitally and physically through its extensive versatile design focused on power and connectivity. Whether it's for conferencing, training, meeting or collaboration - whether in person or digitally - Axis offers a variety of top sizes and configurations. Its core design ensures seamless integration of power and data, making it easier for users to stay connected.

standard & optional features

- Standard feature
- Not available

	ACCRCCLO Socket Tray	ACCRCBKS Socket Tray	ACCRDCLQ Socket Tray	ACCRDBKS Socket Tray
Oak socket tray for power option A finish in a clear lacquered finish	●	□	□	□
Oak socket tray for power option A finish in a Black stain	□	●	□	□
Oak socket tray for power option C finish in a clear lacquered finish	□	□	●	□
Oak socket tray for power option C finish in a Black stain	□	□	□	●

* Please click here for finish reference

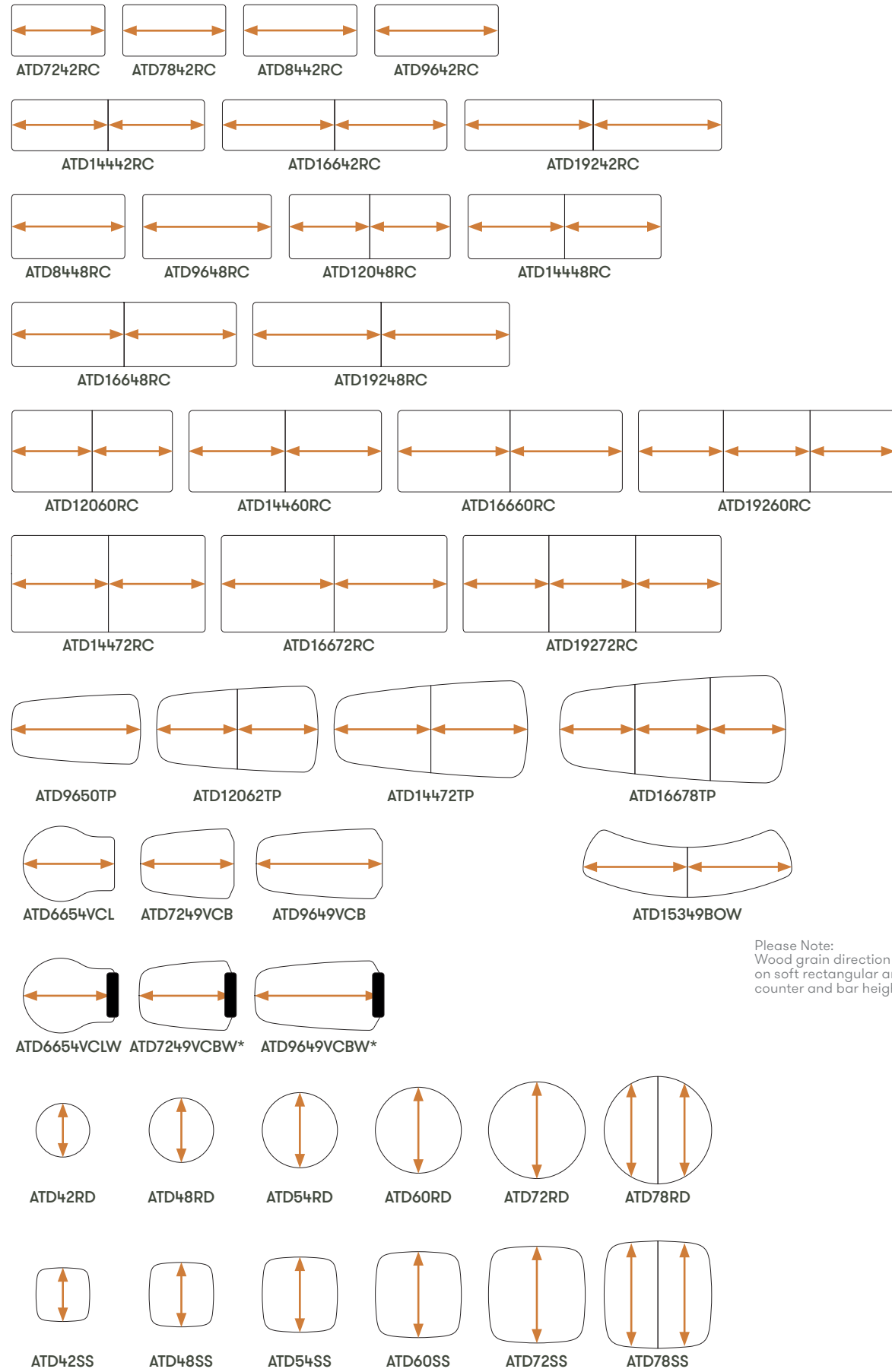
Ships KD = Knock Down (Assembly Required)

[Back to index](#)

Code	Description	Price	Fits Power Unit:	Notes	
ACCRCCLO • 13.5"l x 4.75"w	Rectangular Power Cover with a Clear Lacquer	204	A	Can be specified with any power option A: ATPA1, ATPA2, ATPA3, ATPA4, ATPA5, ATPA6 or ATPA7	
ACCRCBKS • 13.5"l x 4.75"w	Rectangular Power Cover with a Black Satin	255	A	Can be specified with any power option A: ATPA1, ATPA2, ATPA3, ATPA4, ATPA5, ATPA6 or ATPA7	
ACCRDCLQ • 8.75" dia	Round Power Cover in Oak with a Clear Lacquer	230	C	Can be specified with any power option C: ATPC1 and ATPC2	
ACCRDBKS • 8.75" dia	Round Power Cover in Oak with a Black Stain	255	C	Can be specified with any power option C: ATPC1 and ATPC2	

All prices listed in US \$

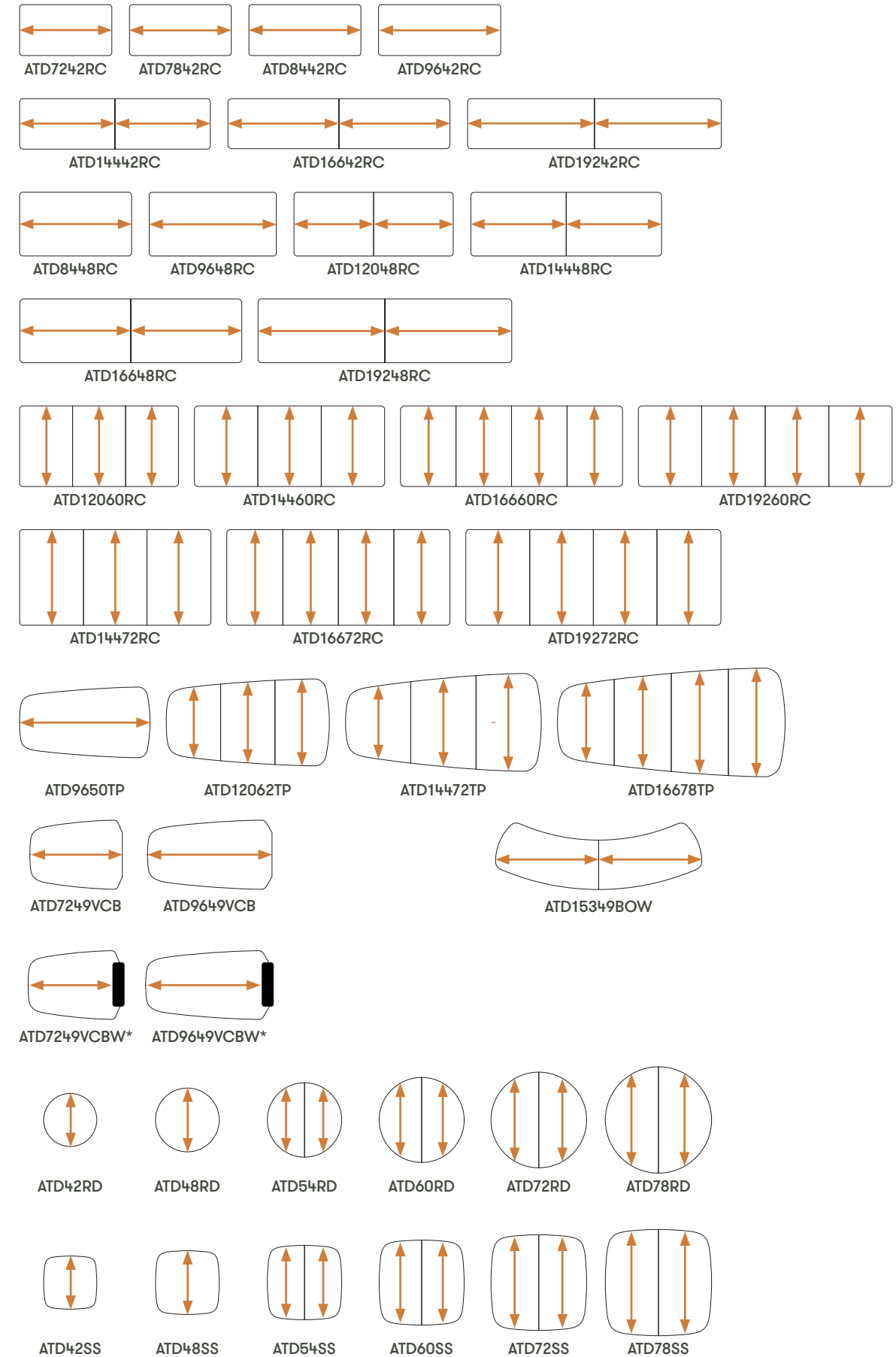
Axis Tables – TFL Tops Grain Direction



Please Note:
Wood grain direction is the same on equally sized tables on soft rectangular and boat shaped tops as well as counter and bar heights

* Size does not include media wall

Axis Tables – Laminate Tops Grain Direction




* Size does not include media wall

Axis Tables

TFL Standard



Strata Oak Urban Maple White Greige Castella Oak Dark Rockford Hickory Winter Oak



Light Gray

All TFLs are available with coordinating or contrasting edge tapes.
All TFLs will have an edge profile reference of TE.

TFL Premium Colors



Basalt Premium White Premium Black Taupe Gray Slate Gray Cobalt Gray



Alby Blue Smoke Green Deep Sahara

TFL Premium Wood Grains



Brown Casella Oak Natural Casella Oak Light Casella Oak Black Casella Oak

Summary of Grain Depth and Structure for Premium Woodgrains TFLs

Premium Woodgrains TFLs are part of Egger's Feelwood range, characterised by a deeper and more pronounced grain structure compared to standard TFLs. To manage this depth and prevent damage to the decorative paper, Feelwood decors incorporate additional barrier layers. This construction enhances impact resistance, bending strength, and durability.

What makes the Feelwood Premium Woodgrains TFL different?

The deeper texture in Feelwood decors is synchronised with the visual pattern, creating a highly realistic wood effect. This design also results in a slight thickness increase of approximately 0.6". These features distinguish Feelwood products from standard TFLs, offering superior durability and enhanced aesthetic appeal as a unique selling point. Due to the more pronounced grain structure, Premium Woodgrains TFLs may not be ideal where a smoother finish is required. Samples can be ordered through our GroupPortal or by contacting customer service.

Frame Finishes

Legs, columns, beams, and table top understructure will always be color-coordinated. Power sockets and glides will always be black or white.



Black White Umbra Gray Dark Bronze Ceramic White

Global Laminates



Fog Dark Chocolate Fossil Diamond Black Mouse Sarum Gray




Storm Brite White Chestnut Woodline Oiled Walnut White Ash Ebony



Smoky Brown Pear Millennium Oak Natural Ash Planked Coffee Oak


All laminates have an edge profile reference number 46.

Fenix Laminates




Beige Arizona Bianco Kos Grigio Aragona Grigio Bromo Grigio Londra Nero Ingo

Edge Stains



Clear Espresso White Black



Edge Stains are only available on laminate tops with an edge profile number 46

All TFLs are available with matching edge tape as standard (TE).
Contrasting edge tape can be specified.

Contrasting Edge Tapes



3D Ply Effect Edging



Socket Tray Finishes



Oak with a Clear Lacquer Oak with a Black Stain