

Allermuir

AxyI

[allermuir.com](http://allermuir.com)

# Axyl

Design – Benjamin Hubert | Layer

Axyl is a seating collection offering a sophisticated combination of recognizable elements. Comprising of an arm chair and stool, Axyl utilizes a strong geometric design language that is entirely original yet draws on familiar references to create a range of highly functional seating.



## standard & optional features

- Standard feature
- Not available

	AXL02 Arm chair	AXL02U Arm chair with upholstered seat pad	AXL04 High stool	AXL04U High stool with upholstered seat pad
Stacks	4	4	□	□
Weight	□	□	□	□
Plastic shell - Color: Black	●	●	□	□
Plastic seat - Color: Black	□	□	●	●
Upholstered seat pad	□	●	□	●
Cast Aluminum frame finished in Matte Black powder coat	●	●	●	●
Integral Plastic footrest protectors	□	□	●	●
Stacking buffers	●	●	□	□
Plastic glides	●	●	●	●

### Optional features:

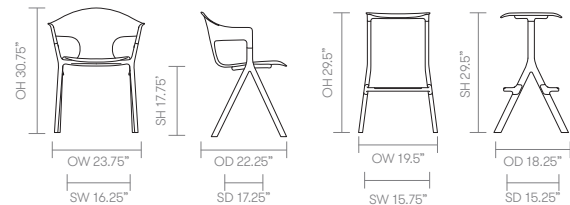
Plastic shell with complementary Aluminum powder coat frame available in Matte White, Sage, Basalt, Peacock Blue or Coral	+ \$0	+ \$0	-	-
Plastic seat with complementary Aluminum powder coat frame available in Matte White, Sage, Basalt, Peacock Blue or Coral	-	-	+ \$0	+ \$0
Plastic glides with felt	+ \$25	+ \$25	+ \$25	+ \$25

- \* [Click here to see Textile Finishes & COM Requirements](#)
- \* [Click here to see Axyl Plastic Finishes](#)
- \* [Click here to see Axyl Metal Finishes](#)
- \* [Click here to see a full range of Axyl tables](#)

*Ships Fully Assembled*

## dimensions – OH - Overall Height OD - Overall Depth OW - Overall Width AH - Arm Height SH - Seat Height SW - Seat Width SD - Seat Depth

N.B. Add .78" for upholstered option



Fabric Grade	Plastic	C.O.M.					C.O.L.						A	B	
		1	2	3	4	5	6	7	8	9	10	11			
<b>AXL02</b> • Arm chair	940	-	-	-	-	-	-	-	-	-	-	-	-	-	-
<b>AXL02U</b> • Arm chair • Upholstered seat pad	-	1,049 1.25 yds	1,061	1,078 27.5 sq ft.	1,099	1,119	1,139	1,158	1,199	1,279	1,358	1,438	1,199	1,358	
<b>AXL04</b> • High stool	1,060	-	-	-	-	-	-	-	-	-	-	-	-	-	
<b>AXL04U</b> • High stool • Upholstered seat pad	-	1,170 1 yds	1,183	1,199 22 sq ft.	1,220	1,240	1,260	1,280	1,319	1,401	1,479	1,561	1,319	1,479	

A, B = Leather

COM = Customer's Own Material (yds)

COL = Customer's Own Leather (sq ft.)

All prices listed in US \$



# Axyl Outdoor

Design – Benjamin Hubert | Layer

Axyl is a seating collection offering a sophisticated combination of recognizable elements. Comprising of an arm chair and stool, Axyl utilizes a strong geometric design language that is entirely original yet draws on familiar references to create a range of highly functional seating.



Code	Plastic
<b>AXL52OD</b> • Arm chair	940
<b>AXL54OD</b> • High stool	1,060



All prices listed in US \$

## standard & optional features

- Standard feature
- Not available

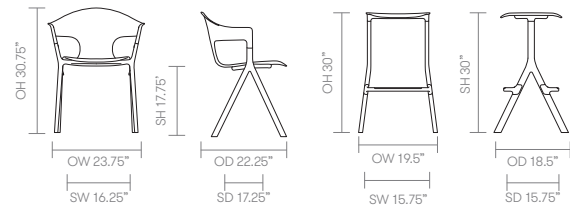
	<b>AXL52OD</b> Arm chair	<b>AXL54OD</b> High stool
Stacks	4	□
Weight	15 lbs	17 lbs
Plastic shell - Color: Black, Basalt, or Sage	●	□
Plastic seat - Color: Black, Basalt, or Sage	□	●
Cast Aluminum frame finished in Black, Basalt, or Sage	●	●
Integral Plastic footrest protectors	□	●
Stacking buffers	●	□
Plastic glides	●	●

*Ships Fully Assembled*

- \* [Click here to see Axyl Plastic Finishes](#)
- \* [Click here to see Axyl Metal Finishes](#)
- \* [Click here to see a full range of Axyl tables](#)

## dimensions – OH - Overall Height OD - Overall Depth OW - Overall Width AH - Arm Height SH - Seat Height SW - Seat Width SD - Seat Depth

N.B. Add .78" for upholstered option



# Axyl Bench

Design – Benjamin Hubert | Layer

Axyl is a seating collection offering a sophisticated combination of recognizable elements. Comprising of an arm chair, bench, and stool. Axyl utilizes a strong geometric design language that is entirely original yet draws on familiar references to create a range of highly functional seating.



## standard & optional features

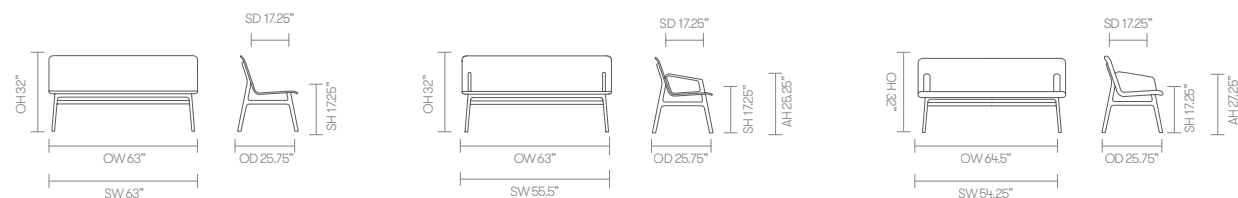
- Standard feature
- Not available

	AXLB16 Bench Wood shell	AXLB16U2 Bench Upholstered inner shell	AXLB16U3 Bench Fully upholstered	AXLBA16 Bench + arms Wood shell	AXLBA16U2 Bench + arms Upholstered inner shell	AXLBA16U3 Bench + arms Fully upholstered
Oak veneer ply shell with a clear finish*	●	●	□	●	●	□
Upholstered inner shell and Oak veneer ply outer with a clear finish*	□	●	□	□	●	□
Fully upholstered shell	□	□	●	□	□	●
Cast Aluminum frame and extrusions finished in Matte Black powder coat*	●	●	●	●	●	●
Cast Aluminum arms finished in Matte Black powder coat*	□	□	□	●	●	□
Fully upholstered arms	□	□	□	□	□	●
Plastic glides with leveling adjustment	●	●	●	●	●	●
<b>Optional features:</b>						
Cast Aluminum frame available in Matte White, Sage, Basalt, Peacock Blue, Coral, Stone, or Pebble powder coat*	+ \$0	+ \$0	+ \$0	-	-	+ \$0
Cast Aluminum frame and arms available in Matte White, Sage, Basalt, Peacock Blue, Coral, Stone, or Pebble powder coat*	-	-	-	+ \$0	+ \$0	-
Oak veneer ply shell can be stained or color washed to compliment frame finish*	+ \$195	+ \$195	-	+ \$195	+ \$195	-
Plastic glides with felt and leveling adjustment	+ \$25	+ \$25	+ \$25	+ \$25	+ \$25	+ \$25

*Ships Fully Assembled*

- \* [Click here to see Textile Finishes & COM Requirements](#)
- \* [Click here to see available Seating Wood Finishes](#)
- \* [Click here to see Axyl Metal Finishes](#)
- \* [Click here to see a full range of Axyl tables](#)

## dimensions – OH - Overall Height OD - Overall Depth OW - Overall Width AH - Arm Height SH - Seat Height SW - Seat Width SD - Seat Depth



Fabric Grade	C.O.M.			C.O.L.								A	B		
	Oak	1	2	3	4	5	6	7	8	9	10			11	
<b>AXLB16</b> • Bench • Wood shell	4,479	-	-	-	-	-	-	-	-	-	-	-	-	-	-
<b>AXLB16U2</b> • Bench • Upholstered inner shell	-	5,538 2.4 yds	5,588	5,648	5,720	5,793	5,868	5,940	6,087	6,380	6,721	7,061	-	-	-
<b>AXLB16U3</b> • Bench • Fully upholstered	-	4,080 4.6 yds	4,129	4,190	4,262	4,336	4,410	4,483	4,629	4,921	5,264	5,606	-	-	-
<b>AXLBA16</b> • Bench • Wood shell • Cast arms	4,733	-	-	-	-	-	-	-	-	-	-	-	-	-	-
<b>AXLBA16U2</b> • Bench • Upholstered inner shell • Cast arms	-	5,791 2.4 yds	5,841	5,901	5,973	6,046	6,121	6,193	6,340	6,633	6,974	7,314	-	-	-
<b>AXLBA16U3</b> • Bench • Fully upholstered shell • Upholstered arms	-	4,446 4.6 yds	4,525	4,618	4,733	4,849	4,961	5,079	5,310	5,770	6,307	6,843	-	-	-

A, B = Leather

COM = Customer's Own Material (yds)

COL = Customer's Own Leather (sq ft.)

All prices listed in US \$



# Axyl Bench

Design – Benjamin Hubert | Layer

Axyl is a seating collection offering a sophisticated combination of recognizable elements. Comprising of an arm chair, bench, and stool. Axyl utilizes a strong geometric design language that is entirely original yet draws on familiar references to create a range of highly functional seating.



## standard & optional features

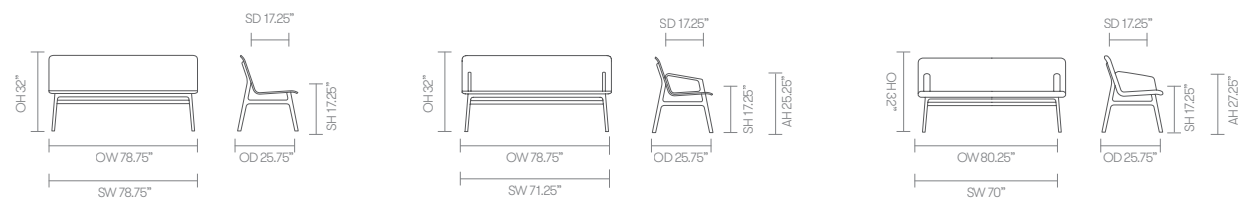
- Standard feature
- Not available

	AXLB20 Bench Wood shell	AXLB20U2 Bench Upholstered inner shell	AXLB20U3 Bench Fully upholstered	AXLBA20 Bench + arms Wood shell	AXLBA20U2 Bench + arms Upholstered inner shell	AXLBA20U3 Bench + arms Fully upholstered
Oak veneer ply shell with a clear finish*	●	●	□	●	●	□
Upholstered inner shell and Oak veneer ply outer with a Clear Finish*	□	●	□	□	●	□
Fully upholstered shell	□	□	●	□	□	●
Cast Aluminum frame and extrusions finished in Matte Black powder coat*	●	●	●	●	●	●
Cast Aluminum arms finished in Matte Black powder coat*	□	□	□	□	●	□
Fully upholstered arms	□	□	□	□	□	●
Plastic glides with leveling adjustment	●	●	●	●	●	●
<b>Optional features:</b>						
Cast Aluminum frame available in Matte White, Sage, Basalt, Peacock Blue, Coral, Stone, or Pebble powder coat*	+ \$0	+ \$0	+ \$0	-	-	+ \$0
Cast Aluminum frame and arms available in Matte White, Sage, Basalt, Peacock Blue, Coral, Stone, or Pebble powder coat*	-	-	-	+ \$0	+ \$0	-
Oak veneer ply shell can be stained or color washed to compliment frame finish*	+ \$225	+ \$225	-	+ \$225	+ \$225	-
Plastic glides with felt and leveling adjustment	+ \$25	+ \$25	+ \$25	+ \$25	+ \$25	+ \$25

*Ships Fully Assembled*

- \* [Click here to see Textile Finishes & COM Requirements](#)
- \* [Click here to see available Seating Wood Finishes](#)
- \* [Click here to see Axyl Metal Finishes](#)
- \* [Click here to see a full range of Axyl tables](#)

## dimensions – OH - Overall Height OD - Overall Depth OW - Overall Width AH - Arm Height SH - Seat Height SW - Seat Width SD - Seat Depth



Fabric Grade	C.O.M.			C.O.L.								A	B		
	Oak	1	2	3	4	5	6	7	8	9	10			11	
<b>AXLB20</b> • Bench • Wood shell	5,302	-	-	-	-	-	-	-	-	-	-	-	-	-	-
<b>AXLB20U2</b> • Bench • Upholstered inner shell	-	6,462 2.9 yds	6,514	6,573	6,645	6,718	6,791	6,865	7,012	7,304	7,647	7,988	-	-	-
<b>AXLB20U3</b> • Bench • Fully upholstered	-	4,448 5.75 yds	4,515	4,590	4,685	4,779	4,871	4,967	5,155	5,533	5,970	6,408	-	-	-
<b>AXLBA20</b> • Bench • Wood shell • Cast arms	5,556	-	-	-	-	-	-	-	-	-	-	-	-	-	-
<b>AXLBA20U2</b> • Bench • Upholstered inner shell • Cast arms	-	6,716 2.9 yds	6,768	6,827	6,899	6,972	7,045	7,119	7,266	7,558	7,901	8,242	-	-	-
<b>AXLBA20U3</b> • Bench • Fully upholstered shell • Upholstered arms	-	4,961 5.75 yds	5,043	5,135	5,248	5,366	5,479	5,594	5,824	6,284	6,822	7,360	-	-	-

A, B = Leather

COM = Customer's Own Material (yds)

COL = Customer's Own Leather (sq ft.)

All prices listed in US \$



# Axyl - Bistro Dining Tables

Design – Layer

Axyl tables follow the same design typology and constructional values as the rest of the Axyl collection, featuring a shared distinct frame. A table for every occasion, Axyl café & bistro tables are perfect for smaller gatherings while the dining tables suit larger groups and more formal settings.

Axyl tables are exceptionally robust for continued use in high impact dining areas. The use of a solid Steel stem on the café range, greatly enhances the stability of the table while minimizing the need for a large frame base.



## standard & optional features

- Standard feature
- Not available

	AXLD30SQ Square 30" x 30"	AXLD30RD Round 30" dia	AXLD36RD Round 36" dia
Weight	□	□	□
1" TFL Top with matching edge tape (TE)	●	●	●
1" Laminate (Edge 38) faced MDF core top with a clear finish edge	●	●	●
Cast Aluminum base and Aluminum center column finished in Matte Black powder coat	●	●	●
Integral leg feet with leveling adjustment	●	●	●

### Optional features:

Table edge profile (38) can be stained in Solid Black, Espresso and Solid White*	+ \$30	+ \$30	+ \$30
Cast Aluminum base and Aluminum center column available in Basalt, Matte White, Sage, Peacock Blue, Coral, Stone or Pebble	+\$0	+\$0	+\$0

- \* [Click here to see available Edge Details](#)
- \* [Click here to see Axyl Metal Finishes](#)
- \* [Click here to see available Edge Stain Finishes](#)
- \* [Click here to see available Laminate Options](#)
- \* [Click here to see Non-Stock Table Top Information](#)
- \* [Click here to see a full range of Axyl seating](#)

*Ships KD = Knock Down (Needs assembly)*

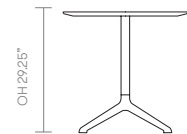
Code	Edge	TFL Standard	TFL Premium Colors	TFL Premium Wood Grains	Global Laminates Brite White	Global Laminates Colors / Wood Grains	Fenix
🚚 <b>AXLD30SQ</b> • Square • 30" x 30"	TE	1,258	1,296	1,359	-	-	-
	38	-	-	-	1,605	1,645	1,940
🚚 <b>AXLD30RD</b> • Round • 30" dia	TE	1,236	1,273	1,335	-	-	-
	38	-	-	-	1,555	1,597	1,892
<b>AXLD36RD</b> • Round • 36" dia	TE	1,276	1,315	1,379	-	-	-
	38	-	-	-	1,606	1,647	2,071

TE = Taped Edge  
38 = Profile Edge

All prices listed in US \$



## dimensions – OH - Overall Height OD - Overall Depth OW - Overall Width AH - Arm Height SH - Seat Height SW - Seat Width SD - Seat Depth



# Axyl - Bistro High Tables

Design – Layer

Axyl tables follow the same design typology and constructional values as the rest of the Axyl collection, featuring a shared distinct frame. A table for every occasion, Axyl café & bistro tables are perfect for smaller gatherings while the dining tables suit larger groups and more formal settings.

Axyl tables are exceptionally robust for continued use in high impact dining areas. The use of a solid Steel stem on the café range, greatly enhances the stability of the table while minimizing the need for a large frame base.



## standard & optional features

● Standard feature  
 □ Not available

	AXLH24SQ Square 24" x 24"	AXLH30SQ Square 30" x 30"	AXLH30RD Round 30" dia
Weight	□	□	□
1" TFL Top with matching edge tape (TE)	●	●	●
1" Laminate (Edge 38) faced MDF core top with a clear finish edge	●	●	●
Cast Aluminum base and Aluminum center column finished in Matte Black powder coat	●	●	●
Integral leg feet with leveling adjustment	●	●	●
Optional features:			
Table edge profile (38) can be stained in Solid Black, Espresso and Solid White*	+ \$30	+ \$30	+ \$30

- \* [Click here to see available Edge Details](#)
- \* [Click here to see Axyl Metal Finishes](#)
- \* [Click here to see available Edge Stain Finishes](#)
- \* [Click here to see available Laminate Options](#)
- \* [Click here to see Non-Stock Table Top Information](#)
- \* [Click here to see a full range of Axyl seating](#)

*Ships KD = Knock Down (Needs assembly)*

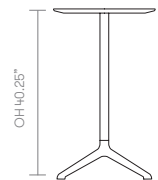
Code	Edge	TFL Standard	TFL Premium Colors	TFL Premium Wood Grains	Global Laminates	Global Laminates Colors /	Fenix
<b>AXLH24SQ</b> • Square • 24" x 24"	TE	1,335	1,376	1,443	-	-	-
	38	-	-	-	1,588	1,630	1,818
<b>AXLH30SQ</b> • Square • 30" x 30"	TE	1,368	1,410	1,478	-	-	-
	38	-	-	-	1,710	1,752	2,047
<b>AXLH30RD</b> • Round • 30" dia	TE	1,392	1,434	1,504	-	-	-
	38	-	-	-	1,710	1,752	2,047

TE = Taped Edge  
 38 = Profile Edge

All prices listed in US \$



**dimensions** – OH - Overall Height OD - Overall Depth OW - Overall Width AH - Arm Height SH - Seat Height SW - Seat Width SD - Seat Depth



# Axyl - Dining Rectangular Tables

Design – Layer

Axyl tables follow the same design typology and constructional values as the rest of the Axyl collection, featuring a shared distinct Y-frame. A table for every occasion, Axyl café & bistro tables are perfect for smaller gatherings while the dining tables suit larger groups and more formal settings.



## standard & optional features

- Standard feature
- Not available

	AXLR6036 Rectangular 60" X 36"	AXLR7836 Rectangular 78" X 36"	AXLIR7836 Rectangular with inset legs 78" X 36"	AXLIR9636 Rectangular with inset legs 96" X 36"
Weight	□	□	□	□
1" TFL Top with matching edge tape (TE)	●	●	●	●
1" Laminate (Edge 38) faced MDF core top with a clear finish edge	●	●	●	●
Inset legs at 12"	□	□	●	●
Cast Aluminum base finished in Matte Black powder coat	●	●	●	●
Integral leg feet with leveling adjustment	●	●	●	●

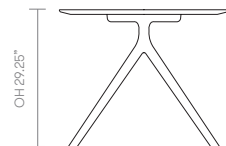
Optional features:

Table edge profile (38) can be stained in Solid Black, Espresso and Solid White*	+ \$30	+ \$30	+ \$30	+ \$30
Cast Aluminum base and Aluminum center column available in Basalt, Matte White, Sage, Peacock Blue, Coral, Stone or Pebble	+\$0	+\$0	+\$0	+\$0

- \* [Click here to see available Edge Details](#)
- \* [Click here to see Axyl Metal Finishes](#)
- \* [Click here to see available Edge Stain Finishes](#)
- \* [Click here to see available Laminate Options](#)
- \* [Click here to see Non-Stock Table Top Information](#)
- \* [Click here to see a full range of Axyl seating](#)

Ships KD = Knock Down (Needs assembly)

**dimensions** – OH - Overall Height OD - Overall Depth OW - Overall Width AH - Arm Height SH - Seat Height SW - Seat Width SD - Seat Depth



Code	Edge	TFL Standard	TFL Premium Colors	TFL Premium Wood Grains	Global Laminates Brite White	Global Laminates Colors / Wood Grains	Fenix
<b>AXLR6036</b> • Rectangular • 60" X 36"	TE	2,293	2,362	2,477	-	-	-
	38	-	-	-	2,776	2,859	3,564
<b>AXLR7836</b> • Rectangular • 78" X 36"	TE	2,328	2,398	2,515	-	-	-
	38	-	-	-	2,811	2,893	3,811
<b>AXLIR7836</b> • Rectangular with inset legs • 78" X 36"	TE	2,296	2,365	2,480	-	-	-
	38	-	-	-	2,779	2,862	3,779
<b>AXLIR9636</b> • Rectangular with inset legs • 96" X 36"	TE	2,376	2,448	2,566	-	-	-
	38	-	-	-	2,876	2,960	4,087

TE = Taped Edge  
38 = Profile Edge

All prices listed in US \$



# Axyl Outdoor - Bistro Dining Tables

Design – Layer

Axyl tables follow the same design typology and constructional values as the rest of the Axyl collection, featuring a shared distinct frame. A table for every occasion, Axyl café & bistro tables are perfect for smaller gatherings while the dining tables suit larger groups and more formal settings.

Axyl tables are exceptionally robust for continued use in high impact dining areas. The use of a solid Steel stem on the café range, greatly enhances the stability of the table while minimizing the need for a large frame base.



## standard & optional features







- Standard feature
- Not available

	AXLD30SQ-OD Square 30" x 30"	AXLD30RD-OD Round 30" dia	AXLD36RD-OD Round 36" dia
Weight	62lbs	62lbs	66lbs
.5" Solid Core Laminate in Gray, White, or Charcoal with Black edge finish	●	●	●
Cast Aluminum base and Aluminum center column finished in Black, Ivory, Basalt, or Sage	●	●	●
Plastic glides with leveling adjustment	●	●	●

- \* [Click here to see available Edge Details](#)
- \* [Click here to see Axyl Metal Finishes](#)
- \* [Click here to see Laminate Options](#)

*Ships KD = Knock Down (Needs assembly)*

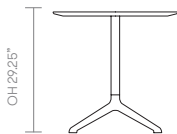
Solid Core Laminate

<b>AXLD30SQ-OD</b> • Square • 30" x 30"		2,623	
<b>AXLD30RD-OD</b> • Round • 30" dia		2,623	
<b>AXLD36RD-OD</b> • Round • 36" dia		3,250	

SCL = Solid Core Laminate

All prices listed in US \$

**dimensions** – OH - Overall Height OD - Overall Depth OW - Overall Width AH - Arm Height SH - Seat Height SW - Seat Width SD - Seat Depth



# Axyl Outdoor - Bistro High Tables

Design – Layer

Axyl tables follow the same design typology and constructional values as the rest of the Axyl collection, featuring a shared distinct frame. A table for every occasion, Axyl café & bistro tables are perfect for smaller gatherings while the dining tables suit larger groups and more formal settings.

Axyl tables are exceptionally robust for continued use in high impact dining areas. The use of a solid Steel stem on the café range, greatly enhances the stability of the table while minimizing the need for a large frame base.



## standard & optional features







- Standard feature
- Not available

	AXLH24SQ-OD Square 24" x 24"	AXLH30SQ-OD Square 30" x 30"	AXLH30RD-OD Round 30" dia
Weight	69lbs	69lbs	73lbs
.5" Solid Core Laminate in Gray, White, or Charcoal with Black edge finish	●	●	●
Cast Aluminum base and Aluminum center column finished in Black, Ivory, Basalt, or Sage	●	●	●
Plastic glides with leveling adjustment	●	●	●

- \* [Click here to see available Edge Details](#)
- \* [Click here to see Axyl Metal Finishes](#)
- \* [Click here to see Laminate Options](#)

*Ships KD = Knock Down (Needs assembly)*

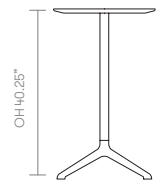
Solid Core Laminate

<b>AXLH24SQ-OD</b> • Square • 24" x 24"		2,054	
<b>AXLH30SQ-OD</b> • Square • 30" x 30"		2,749	
<b>AXLH30RD-OD</b> • Round • 30" dia		2,749	

SCL = Solid Core Laminate

All prices listed in US \$

**dimensions** – OH - Overall Height OD - Overall Depth OW - Overall Width AH - Arm Height SH - Seat Height SW - Seat Width SD - Seat Depth



# Axyl Outdoor - Dining Rectangular Tables

Design - Layer

Axyl tables follow the same design typology and constructional values as the rest of the Axyl collection, featuring a shared distinct Y-frame. A table for every occasion, Axyl café & bistro tables are perfect for smaller gatherings while the dining tables suit larger groups and more formal settings.

Axyl tables are exceptionally robust for continued use in high impact dining areas. The use of a solid Steel stem on the café range, greatly enhances the stability of the table while minimizing the need for a large frame base.



Solid Core Laminate		
<b>AXLR6036-OD</b> • Rectangular • 60" X 36"		5,147
<b>AXLR7836-OD</b> • Rectangular • 78" X 36"		6,308

SCL = Solid Core Laminate

All prices listed in US \$



## standard & optional features

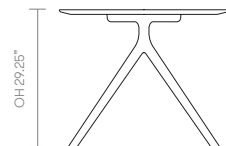
- Standard feature
- Not available

	AXLR6036-OD Rectangular 60" X 36"	AXLR7836-OD Rectangular 78" X 36"
Weight	93lbs	110lbs
.5" Solid Core Laminate in Gray, White, or Charcoal with Black edge finish	●	●
Cast Aluminum base and Aluminum center column finished in Black, Ivory, Basalt, or Sage	●	●
Plastic glides with leveling adjustment	●	●

- \* [Click here to see available Edge Details](#)
- \* [Click here to see Axyl Metal Finishes](#)
- \* [Click here to see Laminate Options](#)

*Ships KD = Knock Down (Needs assembly)*

**dimensions** — OH - Overall Height OD - Overall Depth OW - Overall Width AH - Arm Height SH - Seat Height SW - Seat Width SD - Seat Depth



# Axyl Chairs & Stools

---

## Plastic Finishes



## Metal Finishes



*Color images above are for reference only. Please verify with actual color sample.*

Plastic Finishes



Black

Basalt

Sage

---

Metal Finishes



Matte Black powder coat

Basalt powder coat

Sage powder coat

# Axyl Bench

---

## Wood Veneer



Natural Oak

---

## Wood Stains




Wenge



Dark Walnut



American Walnut



American Cherry




White Oak



Clear

---

## Wood Color Washes



Basalt Wash



Black Wash




Coral Wash




Peacock Blue Wash




White Wash



Sage Wash



Pebble Wash




Stone Wash

---

## Metal Finishes



Matte Black powder coat



Basalt powder coat



Matte White powder coat



Sage powder coat



Peacock Blue powder coat



Coral powder coat



Pebble powder coat




Stone powder coat

# Axyl Tables

## Edge Stains

Standard



Clear

Optional



Solid Black



Solid White

## Metal Finishes



Matte Black powder coat



Basalt powder coat



Matte White powder coat



Sage powder coat



Peacock Blue powder coat



Coral powder coat



Pebble powder coat



Stone powder coat

## Global Laminates



Fog



Dark Chocolate




Fossil




Diamond Black



Mouse




Sarum Gray



Storm



Brite White




Chestnut Woodline



Oiled Walnut



White Ash



Ebony




Smoky Brown Pear



Millennium Oak




Natural Ash



Planked Coffee Oak


## Fenix Laminates




Beige Arizona




Bianco Kos




Grigio Aragona



Grigio Bromo



Grigio Londra



Nero Ingo

## Non-Stock Table Top Information Ordering Instructions:

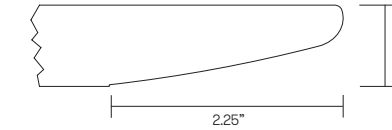
In addition to Allermuir's standard graded-in table top finishes, non-stock laminates and solid surfaces are available.

Please contact US Customer Service to confirm availability and to request pricing.  
Phone (419)887.5806  
Toll free (888)887.5806

The full product specification is needed at the time of your call including the manufacturer's name, pattern name, product number and finish

We may require a sample to be mailed to our corporate headquarters to ensure the material meets our quality standards. Allermuir reserves the right to reject any non-stock top material that, in Allermuir's opinion, is unsuitable for application.

Samples can be sent to:  
Allermuir  
Attn: Internal Sales Support  
4111 N. Jerome Road  
Maumee, Ohio 43537



Edge Detail # 38

HPL laminate over a 1" MDF core counter balanced. The edge is cut back with a chamfer. The edge is clear finish as standard or can be stained.

# Axyl Tables Outdoor

---

## Solid Core Laminate



Charcoal

Gray

White

---

## Edge Finish



Black

---

## Cast Aluminum Base / Column



Black

Ivory

Basalt

Sage