

The Chemistry range of workstations creates a stylish yet flexible solution that improves productivity and facilitates diversity for individuals and teams. Chemistry can be configured as individual desks or as a bench solution that shares components, allowing for the integration of partitions that form touch down workstations or meeting spaces.

### OVERVIEW



Single Desk Screens

HA Desk Screens

Divider Screens

Floor Standing Screens



Glass Screens

### DESIGNER



#### Senator Design

Our team of talented in house designers are responsible for creating elegant, innovative furniture designs which not only look beautiful, but minimise the impact on the world around us.

They come from all over the world, but are based in our Design Centre located in a quiet Lancashire village just outside the Ribble Valley. Our dedicated facility is over three floors which include studios, a materials test centre and prototyping lab.

# CERTIFICATION

## Standard Features

- Extruded Aluminium frame
- 1150mm high (from the floor)
- 32mm thick

## Complementary Options

(floor standing screens only)

- 4 way linking post
- Universal screen feet

## Specifiable Features

- MFC, Fabric and Acrylic panels
- Desk End 600mm / 800mm / 1000mm width options
- Floor Standing 800mm / 1000mm / 1200mm / 1400mm / 1600mm / 1800mm width options
- Floor Standing Desk End Screens 800mm / 1000mm / 1200mm / 1400mm / 1600mm / 1800mm width options
- 1150mm / 1400mm / 1570mm / 1800mm height options (Floor standing screens only)
- Accessory rail

## Performance Standards

BSEN1023, Part 1, 1997  
BSEN1023, Part 2, 2000  
BSEN1023, Part 3, 2000

# DIMENSIONS

## Single Desk Screens

Height: 432mm  
Width: 800 / 1000 / 1200 / 1400 / 1600 / 1800 / 2000mm



## HA Desk Screens

Height: 432mm  
Width: 1200 / 1400 / 1600 / 1800 / 2000mm



## Divider Screens

Height: 417mm  
Width: 600 / 800 / 1000mm



## Floor Standing Screens

Height: 1150 / 1400 / 1570 / 1800mm  
Width: 800 / 1000 / 1200 / 1400 / 1600 / 1800mm



## Glass Screens


Width: 1200 / 1400 / 1600 / 1800 / 2000mm




Standard Top Rail



Single Tool Rail



4 Bar Tool Rail



Mid Height  
3 Bar Tool Rail

**FINISHES**

---

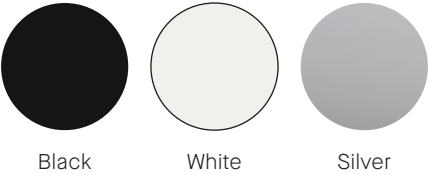
**MFC Finishes - Band 1**



**MFC Finishes - Band 2**



**Frame/Leg Finishes**



**Screen Finishes - Glass**



**Screen Finishes - Glazed Acrylic**

