

Chemistry incorporates a height adjustable workstation solution to respond to the needs of today's office, where simple elegance and inherent functionality are a must to meet a multitude of applications. Chemistry height adjustable desks make individual requirements possible, allowing the option to vary posture and stand whilst working.

OVERVIEW



Back To Back HA Bench
Standard Crank



Back To Back HA Bench
Speedy Crank



Back To Back HA Bench
Desk Electric



Back To Back HA Bench
Fixed



Standard and Speedy
Crank

DESIGNER



Senator Design

Our team of talented in house designers are responsible for creating elegant, innovative furniture designs which not only look beautiful, but minimise the impact on the world around us.

They come from all over the world, but are based in our Design Centre located in a quiet Lancashire village just outside the Ribble Valley. Our dedicated facility is over three floors which include studios, a materials test centre and prototyping lab.

CERTIFICATION

Standard Features

- Height adjustable Steel frame
- Levelling adjustment
- Scalloped cable access
- 25mm MFC rectangular tops

Specifiable Features

- Fixed, Crank, Speedy Crank Electric operation

Complementary Options

- Universal Screens
- Cable trays and risers

Accessories

- Monitor arms
- PU desk accessories
- Desk top accessories
- CPU holders
- Electrical accessories
- Screen accessories

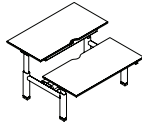
Performance Standards

BSEN527, Part 1, 2011
BSEN527, Part 2, 2002
BSEN527, Part 3, 2013
BSEN 6396 2008
BSEN 9241 Part 5, 1999
BSEN 15372 2008

DIMENSIONS

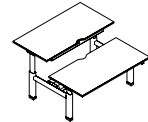
Back to Back HA Bench Standard Crank

Height: 650-850mm
Depth: 1650mm
Width: 1200 / 1400 / 1600 / 1800 / 2000mm



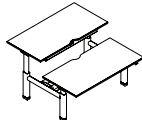
Back to Back HA Bench Speedy Crank

Height: 730-1230mm
Depth: 1650mm
Width: 1200 / 1400 / 1600 / 1800 / 2000mm



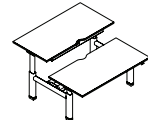
Back to Back HA Bench Electric

Height: 650-1250mm
Depth: 1650mm
Width: 1200 / 1400 / 1600 / 1800 / 2000mm



Back to Back HA Bench Fixed

Height: 730mm
Depth: 1650mm
Width: 1200 / 1400 / 1600 / 1800 / 2000mm




FINISHES

Standard Top Finishes - MFC



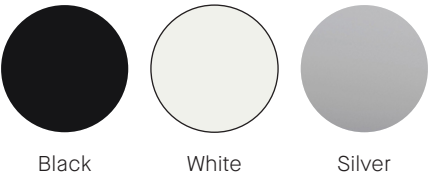
Edge Stains



Contrasting Edge Tapes



Frame/Leg Finishes



All MFC's are available with matching edge tape as standard. Contrasting edge tape can be specified.

ENVIRONMENTAL PERFORMANCE

Material Content


Components are constructed of the following



Steel



Nylon 6



MFC



Polypropylene

Recycled Content

Contains up to 48.30% of Recycled Material



Steel



MFC

Recyclability

The range is 99% recyclable

99%

THE THREE R'S

Senator is committed to continually improving the sustainability of all environmental aspects within our business. To meet both international standards and our own environmental targets we apply the three R's principle – **Reduce, Reuse and Recycle**.

Whilst recycling is the element which receives the most exposure it is actually the last option available and should never be the prime target in anyone's battle to reduce waste.

It is our duty as individuals and as a company to initially attempt to **Reduce** usage. Then we should look to **Reuse** wherever possible and finally, only after these two processes have been exhausted, should we consider **Recycling**.

–Reduce
–Reuse
–Recycle