



Conic

Design by PearsonLloyd

Conic is a refreshing, eye catching and exciting take on various conical forms seen in contemporary soft seating over the decades. Conic's shape and form provide excellent and inviting levels of comfort with

a broad appeal. New upholstery detail gives this piece a fresh twist.



A637



A630



A633



A631



A632



Design PearsonLloyd

Luke Pearson and Tom Lloyd first met while studying Furniture Design and Industrial Design respectively, at London's prestigious Royal College of Art. They set up their multi award winning design studio in 1997. Since then the studio has created stunning

solutions for a variety of international clients from the aviation, workplace, urban design and healthcare sectors identifying and responding to shifting patterns of behaviour in contemporary life.

Standard Features

- (* - Selected models only)
- Moulded foam construction
- Fully upholstered
- Tubular steel frame*
- Wire frame*
- Steel swivel pedestal base*
- Plastic glides*
- Plastic self-levelling glides*

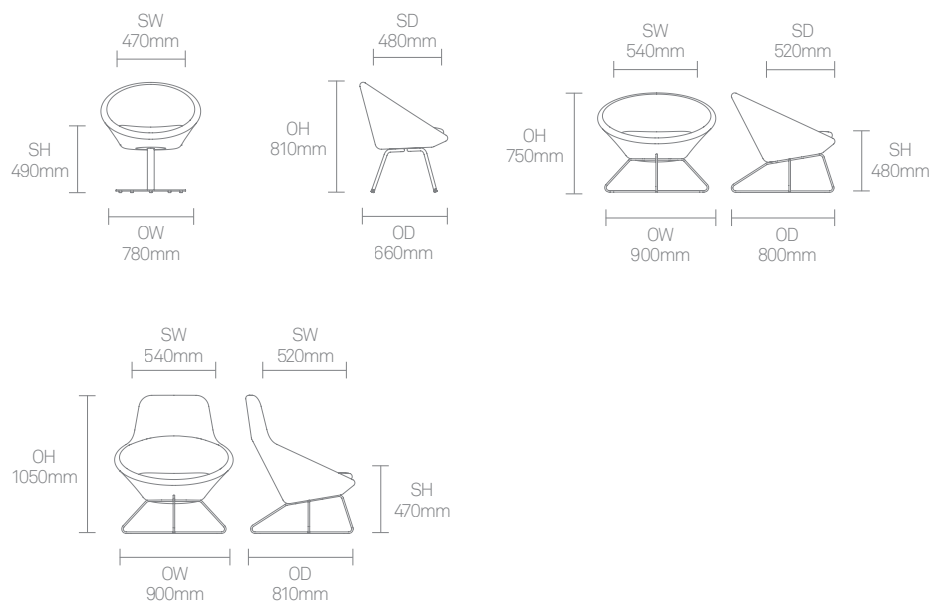
Optional Features

- Decorative railroad stitch detail to perimeter seam
- Multi-Fabric
- Plastic self-levelling glides with felt

Performance Standards

- BS EN 13761:2002
- BS EN 1335-2:2009-Stability requirements
- SCS-EC10.2-2007 Indoor Air Quality

Dimensions



Finish Options

Wire or tubular Frames available in all mainline and select mineral metal finishes from the Allermuir standard collection*

Steel swivel pedestal base finished in Polished Chrome

Decorative railroad stitch detail to perimeter seam available in Black, White, Red, Light Grey, Dark Grey or Cream.

Conic can be upholstered in a broad range of contract upholstery fabrics and leathers from Allermuir standard upholstery collection.

Note: Conic is only available in a limited range of vinyls.

Mainline Metal Finishes



Black

White

Slate Grey


Bronze

Polished
Chrome /
Aluminium

Silver / M04

Silver

Select Mineral Finishes



Mineral
Night

Mineral
Stone

Mineral
Forest

Mineral
Olive

Mineral
Clay

Mineral
Berry

Mineral
Spice

Mineral
Sand

Stitch Detail



Railroad

Thread Colours



Black

White

Red

Light Grey

Dark Grey

Cream

Note: Colour images are for reference only. Please verify with actual colour sample.

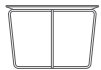


Conic Tables

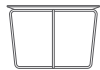
Design by PearsonLloyd

Conic's range of low level tables work effortlessly with both the Conic and Open ranges given that they share a common design language.

The beautifully simple Polished Chrome wire base offers a light functional structure, that allows the tables to work effortlessly in a multitude of environments.



A636/6RD



A636/55SS



A638/9RD



A638/88SS



A639/107S



Design PearsonLloyd

Luke Pearson and Tom Lloyd first met while studying Furniture Design and Industrial Design respectively, at London's prestigious Royal College of Art. They set up their multi award winning design studio in 1997. Since then the studio has created stunning

solutions for a variety of international clients from the aviation, workplace, urban design and healthcare sectors identifying and responding to shifting patterns of behaviour in contemporary life.

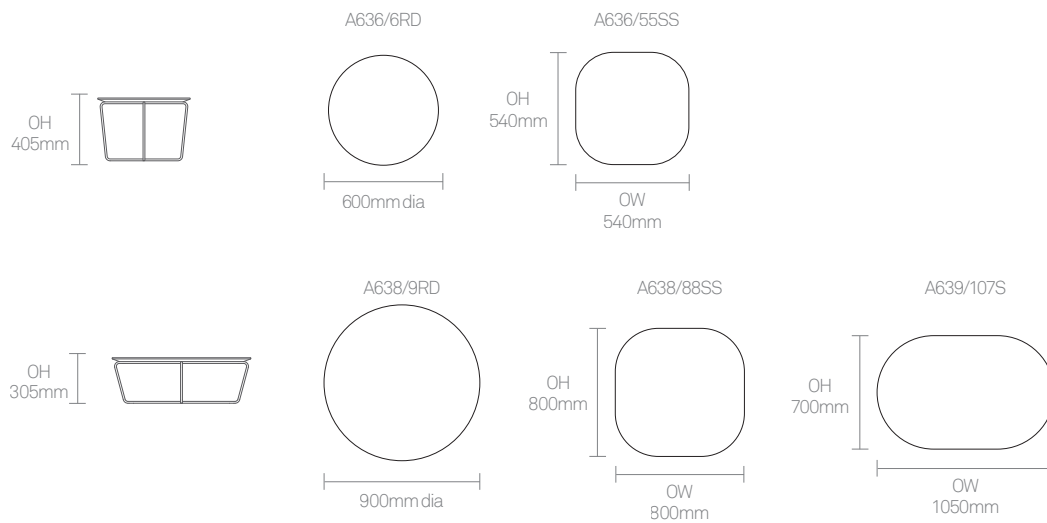
Standard Features

(* - Selected models only)
 25mm laminate faced MDF top with a clear finish edge profile
 Wire frame
 Plastic glides

Optional Features

Range of top shapes including: soft square, circular and soft rectangular
 Edge reference 37 on laminate faced tops

Dimensions



Environmental Performance

All Environmental Data can now be found in our LCA or HPD reports on the Group Portal in the Family Downloads section, under the Downloads tab at the top of the page.

Finish Options

Wire Frames available in a select range of metal finishes

Table tops are available in a range of laminate finishes from the Allermuir standard collection.

Laminate tops featuring a Reference 37 edge profile can be stained

Edge References



Ref Group Number 37

25mm MDF core, specified laminate face & counterbalance with 50mm chamfered edge, clear lacquered.

Wire Frame Finishes



Polished Chrome

White

Soft Gold


Soft Silver

Dark Bronze

Deep Mulberry

New Black

Stock Laminates



Ash

Biella Walnut

Summer Oak

Jet Black

Platinum

Pewter Grey

Light Grey

White

Global Laminates



Chestnut Woodline

Ebony

Millennium Oak

Natural Ash

Oiled Walnut

Planked Coffee Oak

Smoky Brown Pear

White Ash

Diamond Black



Brite White

Dark Chocolate

Fog


Fossil

Mouse

Sarum Grey

Storm

Edge Stains



Clear

Solid Black

Solid White

Note: Colour images are for reference only. Please verify with actual colour sample.