

Allermuir

Haven Bench

allermuir.com

Haven Bench

Design – Mark Gabbertas

Haven Bench supports the drive towards a location free, collaborative working environment. The benches are available in three lengths and can be used individually or linked. Headrests can be attached to the bench to act as a backrest or a space divider. The Haven family includes a range of complementary tables.



standard & optional features

- Standard feature
- Not available

	HAB100 HAB100M/E 47.25" Bench	HAB200 HAB200M/E 59" Bench	HAB300 HAB300M/E 70" Bench
Weight	60lbs	61lbs	76lbs
Traditional carcass construction	●	●	●
Fully upholstered bench with quilted detail	●	●	●
Plastic glides	●	●	●

Optional features:

	HAB100	HAB200	HAB300
Plastic glides available with felt	+ \$25	+ \$25	+ \$25
1 x Option 1 Power unit, standalone with 72" 3-prong plug - 1 x power, 1 x USB A+C in black	+ \$500	+ \$500	+ \$500
1 x Option 2 Power unit, daisy-chain ready with jumper - 1 x power, 1 x USB A+C in black Required infeed specified separately	+ \$500	+ \$500	+ \$500
1 x Option 3 Power unit, standalone with 72" 3-prong plug - 2 x power, 1 x USB A+C in black	+ \$550	+ \$550	+ \$550
1 x Option 4 Power unit, daisy-chain ready with jumper - 2 x power, 1 x USB A+C in black Required infeed specified separately	+ \$550	+ \$550	+ \$550

* Click here to see [Textile Finishes & COM Requirements](#)

Ships Fully Assembled

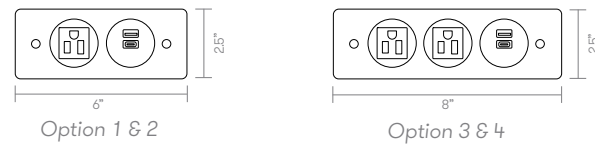
Configuration plan is required when linking option is selected.

Available in limited upholstery options, please contact the Internal Sales Support Department for more details.

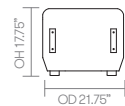
All power units are centered in bench; 1-sided configurations only.

1 infeed required for every 5 power units. For runs longer than 5, please specify additional infeed.

When power is specified, benches will come with p-clips, screws, and zippered dust covers. For additional power options, or configurations, please contact the internal sales support department.



dimensions – OH - Overall Height OD - Overall Depth OW - Overall Width AH - Arm Height SH - Seat Height SW - Seat Width SD - Seat Depth



Fabric Grade	C.O.M.		C.O.L.									A	B
	1	2	3	4	5	6	7	8	9	10	11		
HAB100 • 47.25" bench no connectors	1,577 2.6 yds	1,628	1,682	1,751	1,822	1,891	1,960	2,098	2,377	2,655	2,933	-	-
HAB100M • 47.25" bench connectors both ends	1,621 2.6 yds	1,671	1,762	1,795	1,865	1,934	2,003	2,142	2,420	2,698	2,977	-	-
HAB100E • Connectors one end only	1,599 2.6 yds	1,648	1,704	1,772	1,843	1,912	1,981	2,119	2,398	2,676	2,955	-	-
HAB200 • 59" bench no connectors	1,727 3 yds	1,783	1,842	1,919	1,995	2,072	2,149	2,300	2,607	2,912	3,220	-	-
HAB200M • 59" bench connectors both ends	1,768 3 yds	1,824	1,883	1,960	2,037	2,113	2,189	2,341	2,648	2,955	3,354	-	-
HAB200E • Connectors one end only	1,746 3 yds	1,801	1,861	1,938	2,014	2,090	2,167	2,319	2,626	2,931	3,238	-	-
HAB300 • 71" bench no connectors	2,219 3.5 yds	2,282	2,354	2,445	2,535	2,625	2,716	2,896	3,258	3,620	3,981	-	-
HAB300M • 71" bench connectors both ends	2,260 3.5 yds	2,325	2,397	2,488	2,578	2,669	2,758	2,939	3,301	3,663	4,023	-	-
HAB300E • Connectors one end only	2,237 3.5 yds	2,301	2,374	2,464	2,554	2,646	2,735	2,904	3,277	3,639	4,000	-	-

HABINF72 • 72" 3-Prong plug infeed for daisy-chained power units	113
--	-----

A, B = Leather

COM = Customers own Material (yds)

COL = Customers own Leather (sq ft.)

All prices listed in US \$

Haven Bench

Design – Mark Gabbertas

Haven Bench supports the drive towards a location free, collaborative working environment. The benches are available in three lengths and can be used individually or linked. Headrests can be attached to the bench to act as a backrest or a space divider. The Haven family includes a range of complementary tables.



standard & optional features

- Standard feature
- Not available

	HAB100B 47.25" Bench With Bulwark	HAB100BM 47.25" Bench With Bulwark	HAB200B 59" Bench With Bulwark	HAB200BM 59" Bench With Bulwark	HAB300B 70" Bench With Bulwark	HAB300BM 70" Bench With Bulwark
Weight	96lbs	96lbs	111lbs	111lbs	140lbs	140lbs
Traditional carcass construction	●	●	●	●	●	●
Fully upholstered bench with quilted detail	●	●	●	●	●	●
Plastic glides	●	●	●	●	●	●
Linking device	□	●	□	●	□	●
Optional features:						
Plastic glides available with felt	+ \$25	+ \$25	+ \$25	+ \$25	+ \$25	+ \$25
Two-tone upholstery (use the highest grade of the fabrics selected)	+ \$100	+ \$100	+ \$100	+ \$100	+ \$100	+ \$100
1 x Option 1 Power unit, standalone with 72" 3-prong plug - 1 x power, 1 x USB	+ \$500	+ \$500	+ \$500	+ \$500	+ \$500	+ \$500
1 x Option 2 Power unit, daisy-chain ready with jumper - 1 x power, 1 x USB A+C in black. Required infeed specified separately	+ \$500	+ \$500	+ \$500	+ \$500	+ \$500	+ \$500
1 x Option 3 Power unit, standalone with 72" 3-prong plug - 2 x power, 1 x USB	+ \$550	+ \$550	+ \$550	+ \$550	+ \$550	+ \$550
1 x Option 4 Power unit, daisy-chain ready with jumper - 2 x power, 1 x USB A+C in black. Required infeed specified separately	+ \$550	+ \$550	+ \$550	+ \$550	+ \$550	+ \$550

* Click here to see Textile Finishes & COM Requirements

Ships Fully Assembled

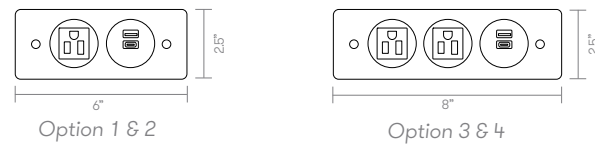
Configuration plan is required when linking option is selected.

Available in limited upholstery options, please contact the Internal Sales Support Department for more details.

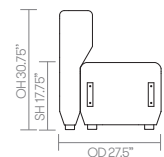
All power units are centered in bench; 1-sided configurations only.

1 infeed required for every 5 power units. For runs longer than 5, please specify additional infeed.

When power is specified, benches will come with p-clips, screws, and zippered dust covers. For additional power options, or configurations, please contact the internal sales support department.



dimensions – OH - Overall Height OD - Overall Depth OW - Overall Width AH - Arm Height SH - Seat Height SW - Seat Width SD - Seat Depth



Fabric Grade	C.O.M.		C.O.L.									A	B	
	1	2	3	4	5	6	7	8	9	10	11			
HAB100B • 47.25" bench with bulwark, no connectors	2,647	2743	2,852	2,987	3,122	3,256	3,394	3,664	4,207	4,750	5,290	-	-	
	5.1 yds													
HAB100BM • 47.25" bench with bulwark, connectors both ends	2,737	2,833	2,942	3,077	3,212	3,346	3,484	3,754	4,297	4,840	5,380	-	-	
	5.1 yds													
HAB100BELH • Left hand connectors	2,691	2,787	2,897	3,032	3,167	3,300	3,438	3,709	4,251	4,793	5,335	-	-	
	5.1 yds													
HAB100BERH • Right hand connectors														
HAB200B • 59" bench with bulwark, no connectors	3,164	3,277	3,406	3,566	3,725	3,885	4,045	4,364	5,006	5,644	6,284	-	-	
	6.1 yds													
HAB200BM • 59" bench with bulwark, connectors both ends	3,254	3,367	3,496	3,655	3,815	3,975	4,136	4,454	5,095	5,734	6,373	-	-	
	6.1 yds													
HAB200BELH • Left hand connectors	3,209	3,322	3,451	3,609	3,770	3,929	4,090	4,409	5,048	5,688	6,327	-	-	
	6.1 yds													
HAB200BERH • Right hand connectors														
HAB300B • 71" bench with bulwark, no connectors	4,019	4,151	4,301	4,487	4,677	4,863	5,050	5,428	6,178	6,928	7,679	-	-	
	7.0 yds													
HAB300BM • 71" bench with bulwark, connectors both ends	4,014	4,148	4,298	4,484	4,672	4,858	5,045	5,424	6,173	6,925	7,674	-	-	
	7.0 yds													
HAB300BELH • Left hand connectors	4,048	4,182	4,333	4,519	4,707	4,894	5,081	5,457	6,207	6,958	7,709	-	-	
	7.0 yds													
HAB300BERH • Right hand connectors														

HABINF72

• 72" 3-Prong plug infeed for daisy-chained power units

113



A, B = Leather

All prices listed in US \$

COM = Customers own Material (yds)

COL = Customers own Leather (sq ft.)

Haven Bench + Stool

Design – Mark Gabbertas

Haven Bench supports the drive towards a location free, collaborative working environment. The benches are available in three lengths and can be used individually or linked. Headrests can be attached to the bench to act as a backrest or a space divider. The Haven family includes a range of complementary tables.



standard & optional features

	HABB100W	HABB200W	HABB300W	HAB2WC90	HAB3WC90	HAB3WC60	HAB2WC45	HAS040L	HAS040LC
	47.25" Bulwark	59" Bulwark	71" Bulwark	90° Two-Way Corner Unit	90° Three-Way Corner Unit	60° Three-Way Corner Unit	45° Two-Way Corner Unit	Static Low Stool	Mobile Low Stool
Weight	54lbs	61lbs	71lbs	32lbs	33lbs	28lbs	29lbs	19lbs	17lbs
Traditional carcass construction	●	●	●	●	●	●	●	●	●
Steel frame finished in Black Textured powder coat	□	□	□	□	□	□	□	●	●
Fully upholstered (no quilting)	●	●	●	●	●	●	●	●	●
Plastic glides	●	●	●	●	●	●	●	●	□
Linking device	●	●	●	●	●	●	●	□	□
Black casters	□	□	□	□	□	□	□	□	●

Optional features:

Two-tone upholstery (use the highest grade of the fabrics selected)	+ \$100	+ \$100	+ \$100	-	-	-	-	+ \$50	+ \$50
Power passthrough ready (non-powered)	-	-	-	+ \$50	+ \$50	+ \$50	+ \$50	-	-

* Click here to see [Textile Finishes & COM Requirements](#)

Ships Fully Assembled

Available in limited upholstery options, please contact the Internal Sales Support Department for more details.

Power passthrough options include p-clips & zippered dust cover to allow for daisy-chained powered bench units to connect through a corner unit.

Fabric Grade	C.O.M.		C.O.L.								A	B	
	1	2	3	4	5	6	7	8	9	10			11
HABB100W • 47.25" bulwark with 90° bench adapter attached 3.75 yds	1,977	2,046	2,123	2,222	2,318	2,415	2,512	2,708	3,096	3,486	3,876	-	-
HABB200W • 59" bulwark with 90° bench adapter attached 4.4 yds	2,140	2,222	2,313	2,428	2,542	2,657	2,771	3,002	3,460	3,918	4,378	-	-
HABB300W • 71" bulwark with 90° bench adapter attached 5.2 yds	2,500	2,594	2,702	2,838	2,974	3,109	3,246	3,516	4,059	4,600	5,142	-	-
HAB2WC90 • 90° two way corner unit 2.25 yds	1,183	1,225	1,273	1,331	1,392	1,452	1,508	1,628	1,863	2,099	2,337	-	-
HAB3WC90 • 90° three way corner unit 2.25 yds	1,391	1,433	1,481	1,539	1,600	1,659	1,717	1,836	2,073	2,308	2,545	-	-
HAB3WC60 • 60° three way corner unit 2.25 yds	1,228	1,271	1,319	1,377	1,437	1,496	1,554	1,673	1,910	2,145	2,381	-	-
HAB2WC45 • 45° two way corner unit 2.25 yds	1,183	1,225	1,273	1,331	1,392	1,452	1,508	1,628	1,863	2,099	2,337	-	-
HAS040L • Static low stool 1.5 yds	913	937	966	1,000	1,035	1,070	1,106	1,175	1,314	1,452	1,592	1,175	1,452
HAS040LC • Mobile low stool 1.5 yds	1,049	1,073	1,101	1,137	1,170	1,206	1,241	1,310	1,449	1,587	1,727	1,310	1,587

A, B = Leather

COM = Customers own Material (yds)

COL = Customers own Leather (sq ft.)

All prices listed in US \$

dimensions – OH - Overall Height OD - Overall Depth OW - Overall Width AH - Arm Height SH - Seat Height SW - Seat Width SD - Seat Depth

