


Sense iQ takes away the discomfort of key management, on-site presence, and the lack of flexibility more commonly associated with traditional Lockers and storage.

Sense iQ is the complete opposite of traditional Lockers and storage. Using intelligent cloud based software and integrated smart locks, Sense iQ puts you in control of your workflow at user, regional and global level.

OVERVIEW



DESIGNER



Our team of talented in house designers are responsible for creating elegant, innovative furniture designs which not only look beautiful, but minimise the impact on the world around us.

They come from all over the world, but are based in our Design Centre located in a quiet Lancashire village outside the Ribble Valley. Our dedicated facility is over three floors which include studios, a materials test centre and prototyping lab.

CERTIFICATION

Standard Features

(*Selected Models Only)

- MFC Carcass, Doors, Drawers and Shelves*
- Adjustable glides*
- Coat rail*
- Upholstered seat pad*
- Changing Room Bench*
- Recycling Unit*

Optional Features

(*Selected Models Only)


- Cable Basket*
- Top Panel, Pelmet and Plinth*
- End and Infil Panels*
- OJMAR Batteryless RFID Lock*
- Keynius Smart Lock System*
- Smarty Terminal*
- Socket Tray covers for Power Options*

FINISHES

Options

- MFC Carcass, Doors, Drawers and shelves are available in a selection of finishes
- Changing room bench available in Sapele Wood Clear Laquer
- Frame finished available in Black or White
- Seat Unit is available in a selection of fabric choices.

Frame Finishes



Black

White

Changing Room Bench Finishes



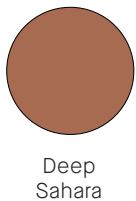

Sapele
Wood Clear
Laquer

FINISHES

MFC Band 1 Finishes



MFC Band 2 Finishes



MFC Band 3 Finishes



Summary of Grain Depth and Structure for Band 3 MFCs

Band 3 MFCs are part of Egger's Feelwood range, characterised by a deeper and more pronounced grain structure compared to standard MFCs. To manage this depth and prevent damage to the decorative paper, Feelwood decors incorporate additional barrier layers. This construction enhances impact resistance, bending strength, and durability.

What makes the Feelwood Band 3 MFC different?

The deeper texture in Feelwood decors is synchronised with the visual pattern, creating a highly realistic wood effect. This design also results in a slight thickness increase of approximately 0.6".

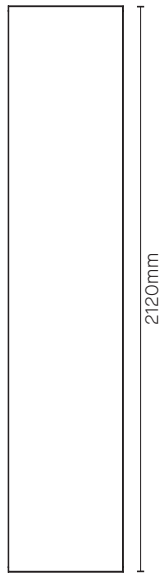
These features distinguish Feelwood products from standard MFCs, offering superior durability and enhanced aesthetic appeal as a unique selling point.

Due to the more pronounced grain structure, Band 3 MFCs may not be ideal where a smoother finish is required.

Samples can be ordered through our GroupPortal or by contacting customer service.

DIMENSIONS

All 400mm wide lockers have an internal width of 364mm
All 500mm wide lockers have an internal width of 464mm



One Door Locker

Available Widths:
• 400mm
• 500mm

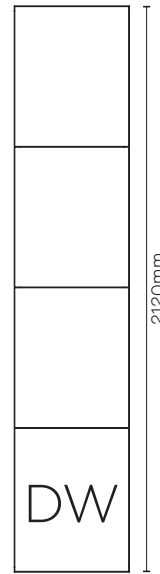
Internal Dims:
• 1946mm (h)
• 460mm (d)



Three Door Locker

Available Widths:
• 400mm
• 500mm

Internal Dims:
• 636mm (h)
• 460mm (d)

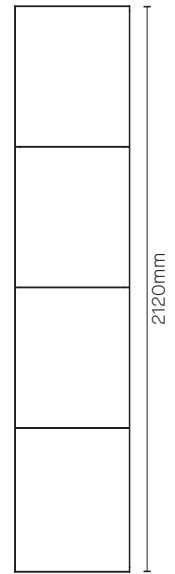


Three Door and One Drawer

Available Widths:
• 400mm
• 500mm

Internal Dims:
• 473mm (h)
• 460mm (d)

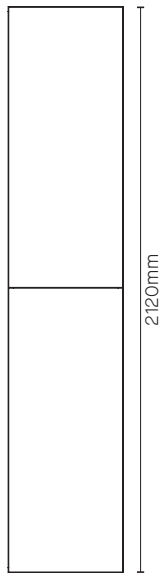
Drawer Internal Dims:
• 403mm (h)
• 392mm (d)



Four Door Locker

Available Widths:
• 400mm
• 500mm


Internal Dims:
• 473mm (h)
• 460mm (d)



Two Door Locker

Available Widths:
• 400mm
• 500mm

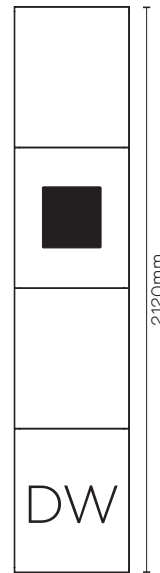
Internal Dims:
• 964mm (h)
• 460mm (d)



Three Door Locker with cut out for Smarty Terminal

Available Widths:
• 400mm
• 500mm

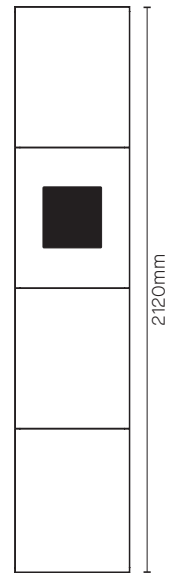
Internal Dims:
• 636mm (h)
• 460mm (d)



Three Door and One Drawer with cut out for Smarty Terminal

Available Widths:
• 400mm
• 500mm

Internal Dims:
• 473mm (h)
• 460mm (d)

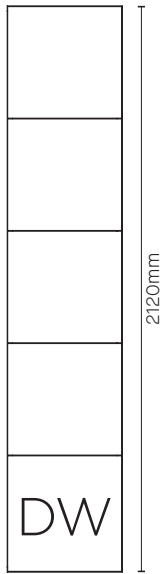


Four Door Locker with cut out for Smarty Terminal

Available Widths:
• 400mm
• 500mm

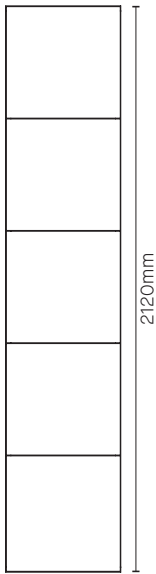
Internal Dims:
• 473mm (h)
• 460mm (d)

DIMENSIONS



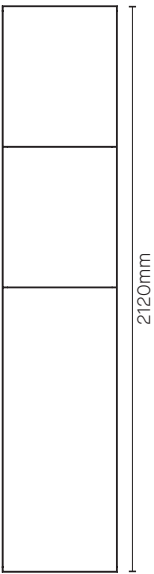
Four Door and One Drawer

- Available Widths:
- 400mm
 - 500mm
- Internal Dims:
- 375mm (h)
 - 460mm (d)
- Drawer Internal Dims:
- 307mm (h)
 - 392mm (d)



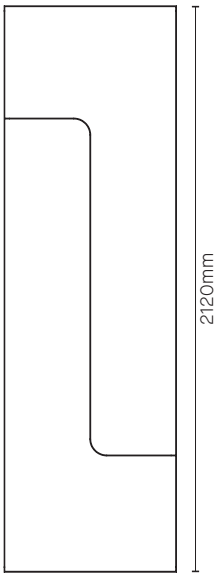
Five Door Locker

- Available Widths:
- 400mm
 - 500mm
- Internal Dims:
- 375mm (h)
 - 460mm (d)



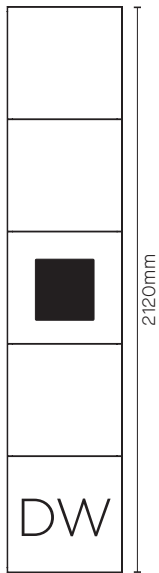
Two Door and One Store

- Available Widths:
- 400mm
 - 500mm
- Small Door Internal Dims:
- 473mm (h)
 - 460mm (d)
- Large Door Internal Dims:
- 964mm (h)
 - 460mm (d)



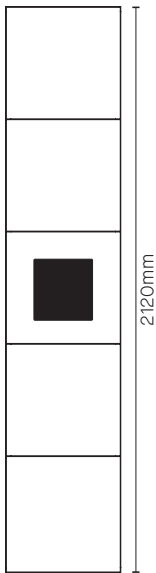
Z Doors Locker

- Available Widths:
- 500mm
- Widest Section Internal Dims:
- 372mm (h)
 - 460mm (d)
- Narrowest Section Internal Dims:
- 1137mm (h)
 - 460mm (d)



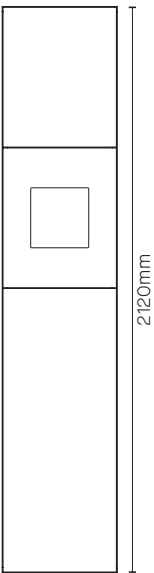
Four Door and One Drawer with cut out for Smarty Terminal

- Available Widths:
- 400mm
 - 500mm
- Internal Dims:
- 375mm (h)
 - 460mm (d)



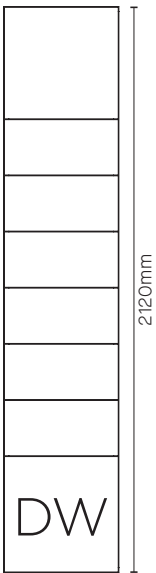
Five Door Locker with cut out for Smarty Terminal

- Available Widths:
- 400mm
 - 500mm
- Internal Dims:
- 375mm (h)
 - 460mm (d)



Two Door and One Store with cut out for Smarty Terminal

- Available Widths:
- 400mm
 - 500mm
- Small Door Internal Dims:
- 473mm (h)
 - 460mm (d)
- Large Door Internal Dims:
- 964mm (h)
 - 460mm (d)



Post Doors

- Available Widths:
- 400mm
- Small Door Internal Dims:
- 178mm (h)
 - 460mm (d)
- Large Door Internal Dims:
- 375mm (h)
 - 460mm (d)
- Drawer Internal Dims:
- 307mm (h)
 - 392mm (d)

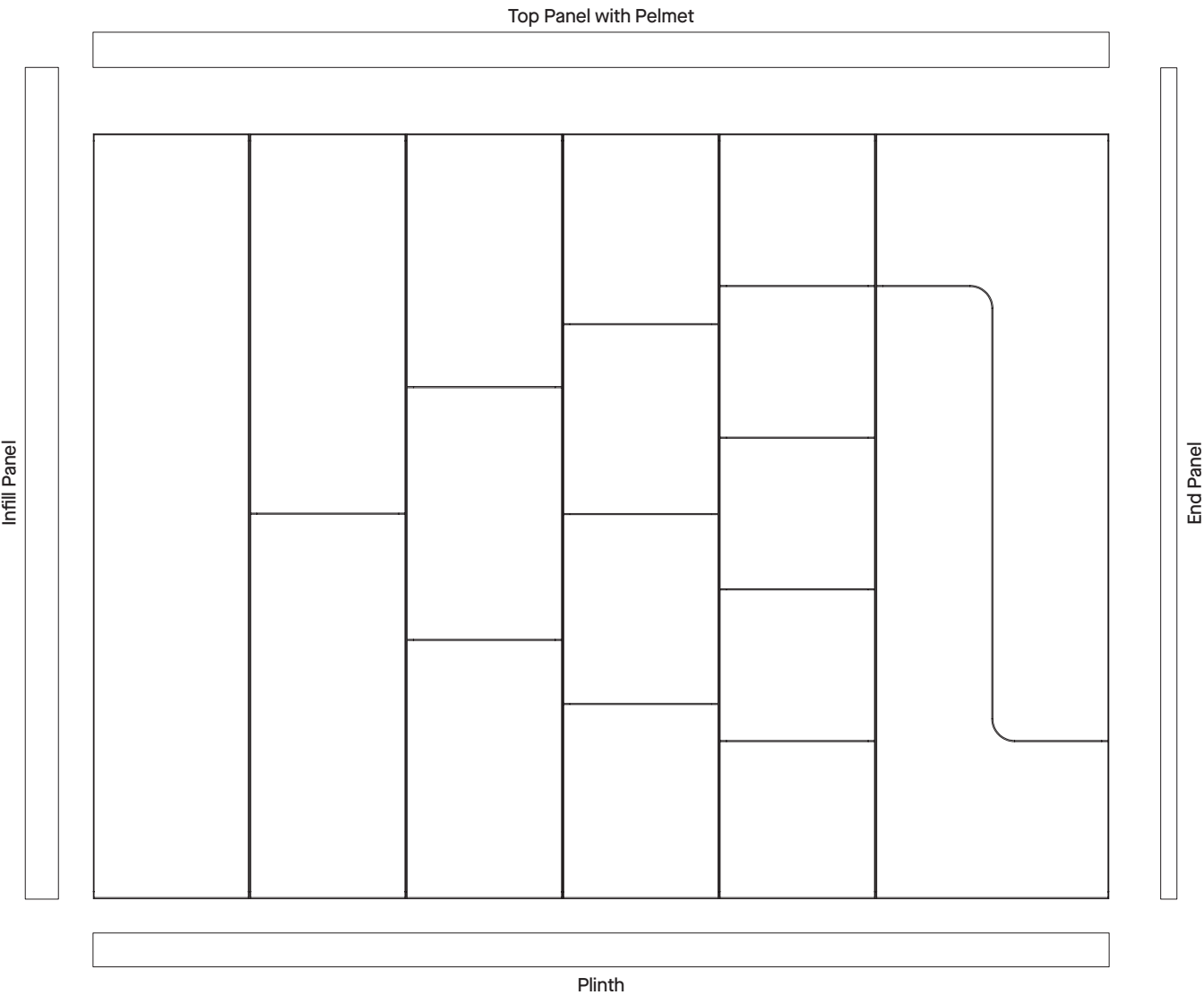
SPECIFICATION

Please note that we recommend contacting your Senator representative for support when specifying Sense iQ.

Example specification:

For this example we recommend specifying:

- End for use with Pelmet
- Top Panel with Pelmet(s)
- Plinth(s)
- Infill Panel for use with Pelmet, if required



SPECIFICATION

Please note that we recommend contacting your Senator representative for support when specifying Sense iQ.

Example specification:

For this example we recommend specifying:

- End Panels
- Top Panel(s)
- Plinth(s)

