

Allermuir

# Sula Table

[allermuir.com](http://allermuir.com)

# Sula Tables – Dining & Meeting Height Single Column Tables

Design – Allermuir

Sula is a sculptural table collection with a monolithic design, defined by column bases and minimalist elegance.

Available in a wide range of optional high-quality tops, such as stone and marble, it suits residential, commercial, and hospitality spaces.

Designed for durability and timelessness, Sula appeals to both individuals and businesses seeking statement furniture that balances luxury with versatility.



## standard & optional features

● Standard feature  
 □ Not available

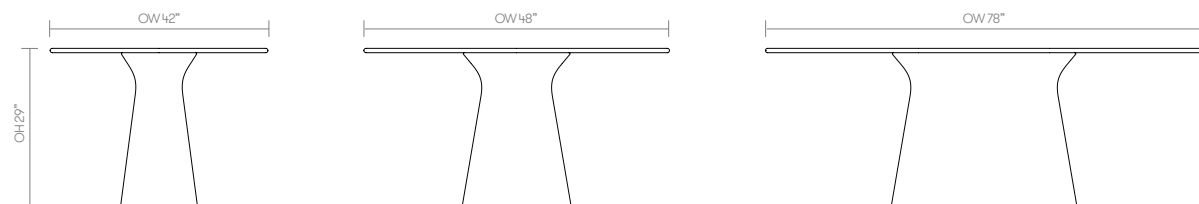
	SUD30SS Soft Square 30" x 30"	SUD36RD Round 36"	SUD42RD Round 42"	SUD48RD Round 48"	SUD54RD Round 54"	SUD7854PL Pill 78" x 54"
Weight	174 lbs	174 lbs	190 lbs	219 lbs	243 lbs	293 lbs
Rotational molded plastic base using post-industrial waste finished in a deep textured Black	●	●	●	●	●	●
1" TFL top with matching edge tape (TE)	●	●	●	●	●	●
1" Laminate faced MDF core top with a clear edge profile (47)	●	●	●	●	●	●
0.75" thick Travertine stone top (BN)	●	●	●	●	□	□
0.75" thick White Carrara Marble stone top (BN)	●	●	●	●	□	□
0.75" thick Green Marble stone top (BN)	●	●	●	●	□	□
Base elastic fabric cable tidy finished in Black	●	●	●	●	●	●
Plastic glides with leveling adjustment	●	●	●	●	●	●
Optional features:						
Rotational molded plastic base available in Ceramic White	+ \$0	+ \$0	+ \$0	+ \$0	+ \$0	+ \$0
Table edge profile (47) can be stained Solid Black, Espresso and Solid White	+ \$30	+ \$30	+ \$30	+ \$30	+ \$30	+ \$30
1" TFL core top with 3D Ply effect edge tape (TE)	+ \$0	+ \$0	+ \$0	+ \$0	+ \$0	+ \$0
Central power option with x3 power receptacles, Black Finish.** (please add "-A" to the end of product code)	+ \$385	+ \$385	+ \$385	+ \$385	+ \$385	+ \$385
Central power option with x3 power receptacles, 3xUSB A+C 30W chargers, Black Finish.** (please add "-B" to the end of product code)	+ \$781	+ \$781	+ \$781	+ \$781	+ \$781	+ \$781

\* [Click here to see finish options](#)

\*\* Please Note: Central power option is only available on TFL or Laminate tops. Power covers need to be ordered separately.

\*\* Please Note: Number of power units matches number of bases on table.

## dimensions – OH - Overall Height OD - Overall Depth OW - Overall Width AH - Arm Height SH - Seat Height SW - Seat Width SD - Seat Depth



Code	Edge	TFL Standard	TFL Premium Colors	TFL Premium Wood Grains	Global Laminates	Fenix	Travertine	White Carrara Marble	Green Marble
<b>SUD30SS</b> • Soft Square • Single Slim Base • 29" High • 30" x 30"	TE	1,412	1,454	1,525	-	-	-	-	-
	47	-	-	-	1,900	2,182	-	-	-
	BN	-	-	-	-	-	7,695	6,635	7,435
<b>SUD36RD</b> • Round • Single Slim Base • 29" High • 36" dia.	TE	1,587	1,635	1,714	-	-	-	-	-
	47	-	-	-	2,093	2,498	-	-	-
	BN	-	-	-	-	-	9,395	8,285	9,135
<b>SUD42RD</b> • Round • Single Slim Base • 29" High • 42" dia.	TE	1,631	1,680	1,761	-	-	-	-	-
	47	-	-	-	2,122	2,674	-	-	-
	BN	-	-	-	-	-	11,086	10,915	12,225
<b>SUD48RD</b> • Round • Single Large Base • 29" High • 48" dia.	TE	1,982	2,041	2,141	-	-	-	-	-
	47	-	-	-	2,514	3,234	-	-	-
	BN	-	-	-	-	-	12,716	12,162	13,824
<b>SUD54RD</b> • Round • Single Large Base • 29" High • 54" dia.	TE	2,068	2,130	2,233	-	-	-	-	-
	47	-	-	-	3,290	4,202	-	-	-
	BN	-	-	-	-	-	-	-	-
<b>SUD7854PL</b> • Pill • Single Pill Base • 29" High • 78" x 54"	TE	3,213	3,310	3,470	-	-	-	-	-
	47	-	-	-	4,900	6,217	-	-	-
	BN	-	-	-	-	-	-	-	-

TFL = TFL Range    47 = Profile Edge 47    BN = Bullnose    TE = Taped Edge    All prices listed in US \$



# Sula Tables – Dining & Meeting Height Multi-Column Tables

Design – Allermuir

Sula is a sculptural table collection with a monolithic design, defined by column bases and minimalist elegance.

Available in a wide range of optional high-quality tops, such as stone and marble, it suits residential, commercial, and hospitality spaces.

Designed for durability and timelessness, Sula appeals to both individuals and businesses seeking statement furniture that balances luxury with versatility.



## standard & optional features

- Standard feature
- Not available

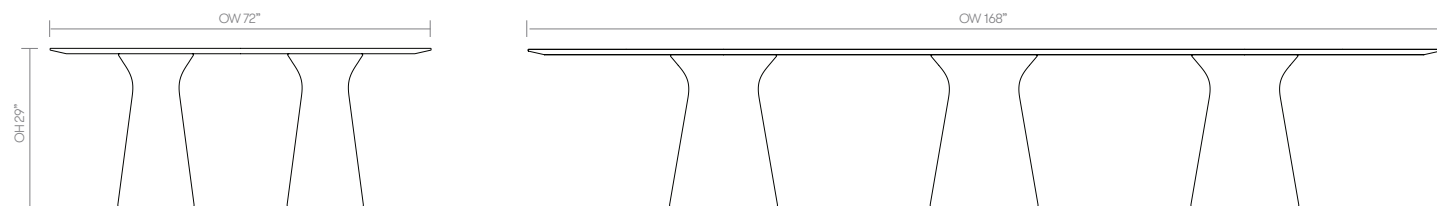
	SUD7236PL Pill 72" x 36"	SUD8442PL Pill 84" x 42"	SUD9654PL Pill 96" x 54"	SUD12054PL Pill 120" x 54"	SUD14472PL Pill 144" x 72"	SUD16872PL Pill 168" x 72"
Weight	219 lbs	248 lbs	327 lbs	354 lbs	501 lbs	528 lbs
Rotational molded plastic base using post-industrial waste finished in a deep textured Black	●	●	●	●	●	●
1" TFL top with matching edge tape (TE)	●	●	●	●	●	●
1" Laminate faced MDF core top with a clear edge profile (47)	●	●	●	●	●	●
0.75" thick Travertine stone top (BN)	□	□	□	□	□	□
0.75" thick White Carrara Marble stone top (BN)	□	□	□	□	□	□
0.75" thick Green Marble stone top (BN)	□	□	□	□	□	□
Base elastic fabric cable tidy finished in Black	●	●	●	●	●	●
Plastic glides with leveling adjustment	●	●	●	●	●	●
Optional features:						
Rotational molded plastic base available in Ceramic White	+ \$0	+ \$0	+ \$0	+ \$0	+ \$0	+ \$0
Table edge profile (47) can be stained Solid Black, Espresso and Solid White	+ \$30	+ \$30	+ \$30	+ \$30	+ \$30	+ \$30
1" TFL core top with 3D Ply effect edge tape (TE)	+ \$0	+ \$0	+ \$0	+ \$0	+ \$0	+ \$0
Central power option with x3 power receptacles, Black Finish.** (please add "-A" to the end of product code)	+ \$770	+ \$770	+ \$770	+ \$770	+ \$1,155	+ \$1,155
Central power option with x3 power receptacles, 3xUSB A+C 30W chargers, Black Finish.** (please add "-B" to the end of product code)	+ \$1,562	+ \$1,562	+ \$1,562	+ \$1,562	+ \$2,343	+ \$2,343

\* [Click here to see finish options](#)

\*\* Please Note: Central power option is only available on TFL or Laminate tops. Power covers need to be ordered separately.

\*\* Please Note: Number of power units matches number of bases on table.

## dimensions – OH - Overall Height OD - Overall Depth OW - Overall Width AH - Arm Height SH - Seat Height SW - Seat Width SD - Seat Depth



Code	Edge	TFL Standard	TFL Premium Colors	TFL Premium Wood Grains	Global Laminates	Fenix	Travertine	White Carrara Marble	Green Marble
<b>SUD7236PL</b> • Pill • Double Slim Base • 29" High • 72" x 36"	TE	2,852	2,938	3,080	-	-	-	-	-
	47	-	-	-	3,803	4,613	-	-	-
	BN	-	-	-	-	-	-	-	-
<b>SUD8442PL</b> • Pill • Double Slim Base • 29" High • 84" x 42"	TE	3,312	3,412	3,577	-	-	-	-	-
	47	-	-	-	4,249	5,352	-	-	-
	BN	-	-	-	-	-	-	-	-
<b>SUD9654PL</b> • Pill • Double Large Base • 29" High • 96" x 54"	TE	3,900	4,017	4,212	-	-	-	-	-
	47	-	-	-	5,515	7,135	-	-	-
	BN	-	-	-	-	-	-	-	-
<b>SUD12054PL</b> • Pill • Double Large Base • 29" High • 120" x 54"	TE	4,300	4,417	4,612	-	-	-	-	-
	47	-	-	-	6,015	8,040	-	-	-
	BN	-	-	-	-	-	-	-	-
<b>SUD14472PL</b> • Pill • Triple Pill Base • 29" High • 144" x 72"	TE	9,445	9,728	10,200	-	-	-	-	-
	47	-	-	-	12,366	15,606	-	-	-
	BN	-	-	-	-	-	-	-	-
<b>SUD16872PL</b> • Pill • Triple Pill Base • 29" High • 168" x 72"	TE	10,652	10,972	11,505	-	-	-	-	-
	47	-	-	-	14,490	18,270	-	-	-
	BN	-	-	-	-	-	-	-	-

TFL = TFL Range    47 = Profile Edge    BN = Bullnose    TE = Taped Edge    All prices listed in US \$



# Sula Tables - Conference Tables

Design – Allermuir

Sula is a sculptural table collection with a monolithic design, defined by column bases and minimalist elegance.

Available in a wide range of optional high-quality tops, such as stone and marble, it suits residential, commercial, and hospitality spaces.

Designed for durability and timelessness, Sula appeals to both individuals and businesses seeking statement furniture that balances luxury with versatility.



Code	Edge	TFL Standard	TFL Premium Colors	TFL Premium Wood Grains	Global Laminates	Fenix	Travertine	White Carrara Marble	Green Marble
<b>SUD7242CO</b> • Conference • Single pill • 29" High • 72" x 42"	TE	3,045	3,136	3,290	-	-	-	-	-
	47	-	-	-	3,935	4,880	-	-	-
	BN	-	-	-	-	-	-	-	-
<b>SUD7260CO</b> • Conference • Single pill base • 29" High • 72" x 60"	TE	3,200	3,300	3,500	-	-	-	-	-
	47	-	-	-	4,900	6,250	-	-	-
	BN	-	-	-	-	-	-	-	-

GL = Global Laminate    TFL = TFL Range    47 = Profile Edge    BN = Bullnose    TE = Taped Edge    All prices listed in US \$

## standard & optional features

- Standard feature
- Not available

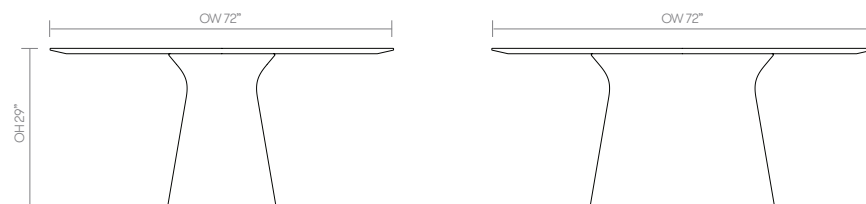
	<b>SUD7242CO</b> Conference 72" x 42"	<b>SUD7260CO</b> Conference 72" x 60"
Weight	257 lbs	297 lbs
Rotational molded plastic base using post-industrial waste finished in a deep textured Black	●	●
1" TFL top with matching edge tape (TE)	●	●
1" Laminate faced MDF core top with a clear edge profile (47)	●	●
0.75" thick Travertine stone top (BN)	□	□
0.75" thick White Carrara Marble stone top (BN)	□	□
0.75" thick Green Marble stone top (BN)	□	□
Base elastic fabric cable tidy finished in Black	●	●
Plastic glides with leveling adjustment	●	●
Optional features:		
Rotational molded plastic base available in Ceramic White	+ \$0	+ \$0
Table edge profile (47) can be stained Solid Black, Espresso and Solid White	+ \$30	+ \$30
1" TFL core top with 3D Ply effect edge tape (TE)		
Central power option with x3 power receptacles, Black Finish.** ( please add "-A" to the end of product code )	+ \$385	+ \$385
Central power option with x3 power receptacles, 3xUSB A+C 30W chargers, Black Finish.** ( please add "-B" to the end of product code )	+ \$781	+ \$781

\* [Click here to see finish options](#)

\*\* Please Note: Central power option is only available on TFL or Laminate tops. Power covers need to be ordered separately.

\*\* Please Note: Number of power units matches number of bases on table.

## dimensions – OH - Overall Height OD - Overall Depth OW - Overall Width AH - Arm Height SH - Seat Height SW - Seat Width SD - Seat Depth



# Sula Tables - Power Covers

Design – Allermuir

Sula is a sculptural table collection with a monolithic design, defined by column bases and minimalist elegance.

Available in a wide range of optional high-quality tops, such as stone and marble, it suits residential, commercial, and hospitality spaces.

Designed for durability and timelessness, Sula appeals to both individuals and businesses seeking statement furniture that balances luxury with versatility.



## standard & optional features

- Standard feature
- Not available

<b>SUVCLQ</b> Power Cover Oak with Clear Lacquer	<b>SUVBKS</b> Power Cover Oak with Black Stain	<b>SUVCRK</b> Power Cover Cork
--	--	--------------------------------------

Weight	-	-	-
Oak power cover with a clear water based lacquer	●	□	□
Oak power cover with a black stain	□	●	□
Cork power cover	□	□	●

\* [Click here to see finish options](#)

[Back to index](#)

Code	Finish
<b>ACCRDCLQ</b> • Power Cover • Oak with a Clear Lacquer • 8.75" dia	230
<b>ACCRDBKS</b> • Power Cover • Oak with a Black Stain • 8.75" dia	255
<b>ACCRDCRK</b> • Power Cover • Cork • 8.75" dia	55

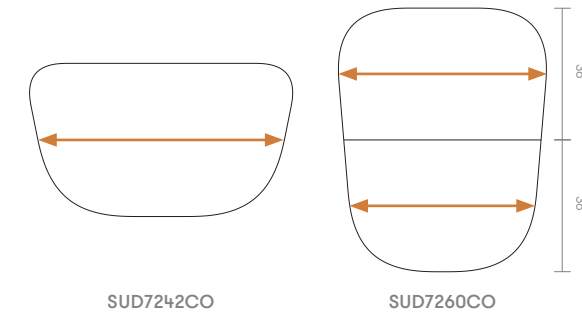
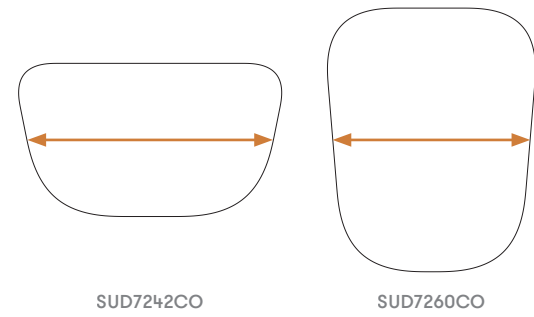
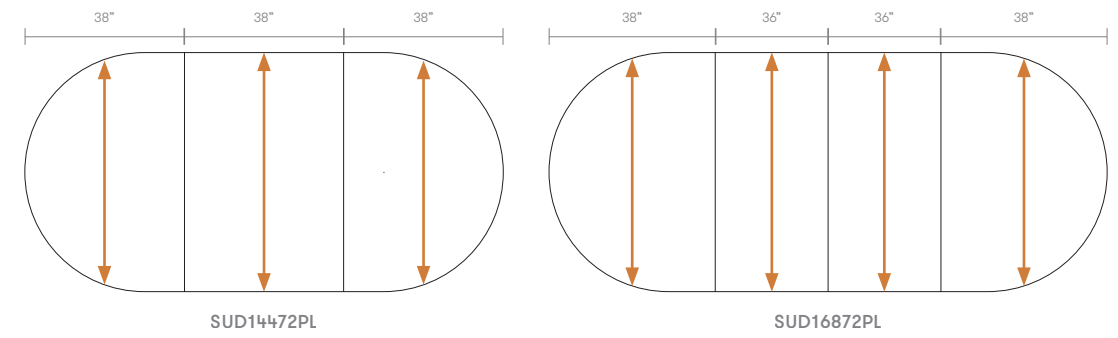
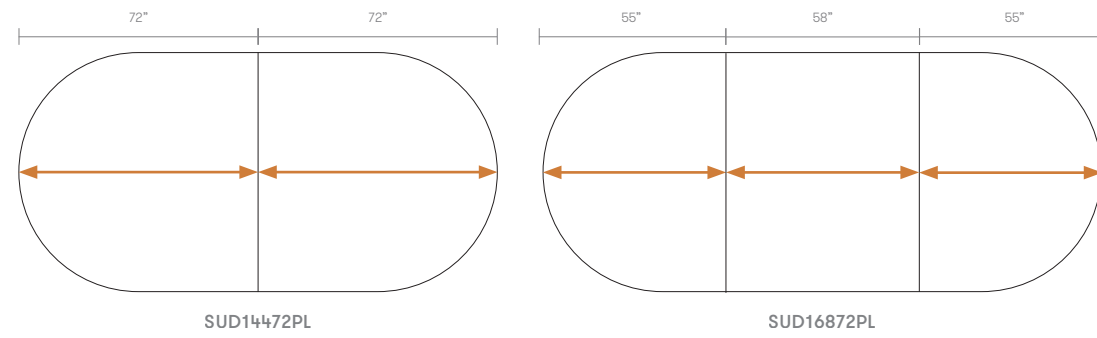
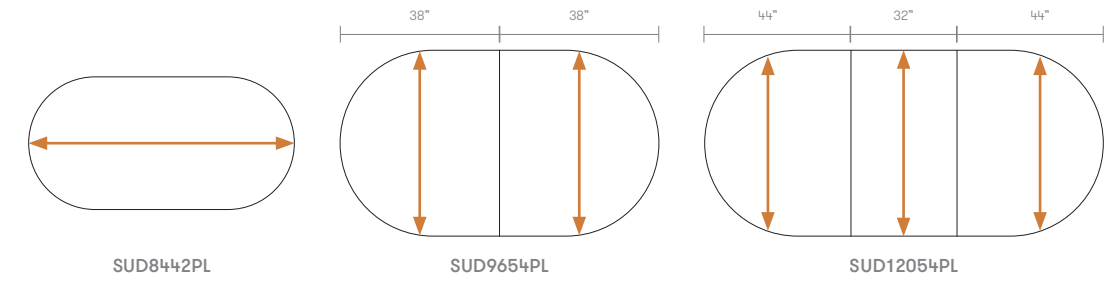
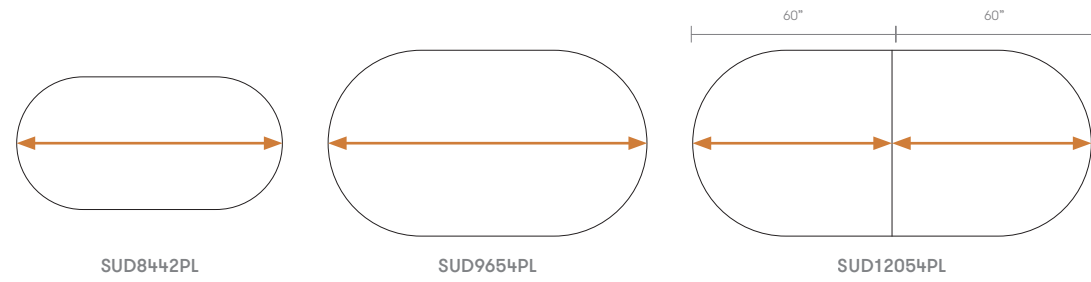
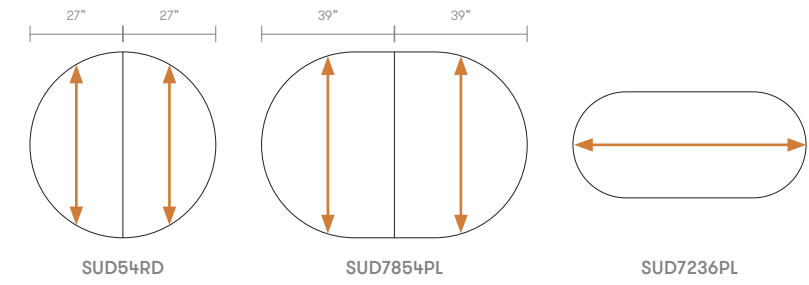
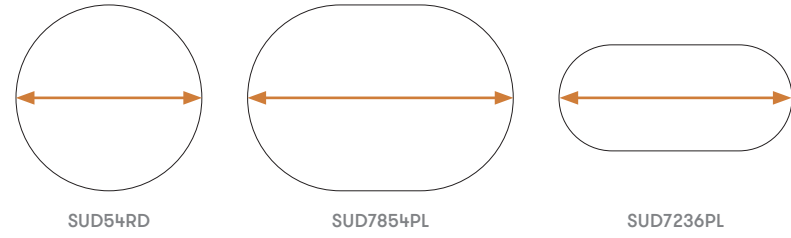
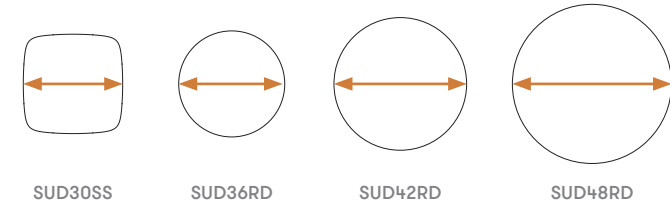
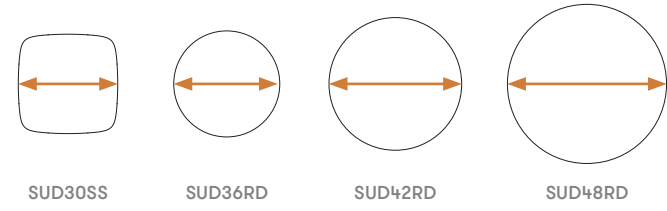


All prices listed in US \$

**dimensions** – OH - Overall Height OD - Overall Depth OW - Overall Width AH - Arm Height SH - Seat Height SW - Seat Width SD - Seat Depth

## Sula Tables – TFL Tops Grain Direction

## Sula Tables – Laminate Tops Grain Direction




# Sula Tables

## TFL Standard



Strata Oak    Urban Maple    White    Greige Castella Oak    Dark Rockford Hickory    Winter Oak



Light Gray

All TFLs are available with coordinating or contrasting edge tapes.  
All TFLs will have an edge profile reference of TE.

## TFL Premium Colors



Basalt    Premium White    Premium Black    Taupe Gray    Slate Gray    Cobalt Gray



Alby Blue    Smoke Green    Deep Sahara

## TFL Premium Wood Grains



Brown Casella Oak    Natural Casella Oak    Light Casella Oak    Black Casella Oak


### Summary of Grain Depth and Structure for Premium Woodgrains TFLs

Premium Woodgrains TFLs are part of Egger's Feelwood range, characterised by a deeper and more pronounced grain structure compared to standard TFLs. To manage this depth and prevent damage to the decorative paper, Feelwood decors incorporate additional barrier layers. This construction enhances impact resistance, bending strength, and durability.

### What makes the Feelwood Premium Woodgrains TFL different?

The deeper texture in Feelwood decors is synchronised with the visual pattern, creating a highly realistic wood effect. This design also results in a slight thickness increase of approximately 0.6". These features distinguish Feelwood products from standard TFLs, offering superior durability and enhanced aesthetic appeal as a unique selling point. Due to the more pronounced grain structure, Premium Woodgrains TFLs may not be ideal where a smoother finish is required. Samples can be ordered through our GroupPortal or by contacting customer service.

## Fenix Laminates



Beige Arizona    Bianco Kos    Grigio Aragona    Grigio Bromo    Grigio Londra    Nero Ingo

## Global Laminates



Fog    Dark Chocolate    Fossil    Diamond Black    Mouse    Sarum Gray




Storm    Brite White    Chestnut Woodline    Oiled Walnut    White Ash    Ebony



Smoky Brown Pear    Millennium Oak    Natural Ash    Planked Coffee Oak


All laminates have an edge profile reference number 46.

## Stone and Marble Tops



Travertine    White Carrara Marble    Green Marble

## Edge Stains



Standard Clear    Optional Espresso    White    Black

## Optional Edge Tape



3D Ply Effect Edging



All TFLs are available with matching edge tape as standard (TE). Contrasting edge tape can be specified.

## Rotational Molded Base Finishes



Black    Ceramic White

Power sockets and glides will always be black

## Socket Tray Finishes



Oak with a Clear Lacquer    Oak with a Black Stain    Cork