

Allermuir

Sula Wood Tables

Sula Wood - Coffee Tables

Design – Allermuir

An evolution of the Sula Collection, Sula Wood introduces wood finish options and a new cylindrical base shape to the range. Available in a broad scope of sizes and natural material finishes, Sula Wood works across coffee, dining, and meeting applications. This expansion adds depth and sophistication to the family, while maintaining the architectural character of the original collection.



standard & optional features

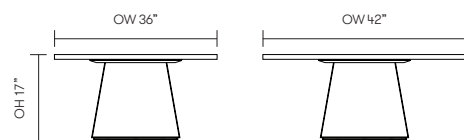
- Standard feature
- Not available

	SUWC36RD Round Coffee Table 36"	SUWC42RD Round Coffee Table 42"
Weight	174 lbs	190 lbs
Oak Veneer base finished with a clear water based lacquer	●	●
1" TFL top with matching edge tape (TE)	●	●
1" Laminate faced MDF core top with a clear edge profile (47)	●	●
1" Oak Veneer faced MDF core top with a clear edge profile (47)	●	●
0.75" thick Travertine stone top (BN)	●	●
0.75" thick White Carrara Marble stone top (BN)	●	●
0.75" thick Green Marble stone top (BN)	●	●
Base elastic fabric cable tidy finished in Black	●	●
Plastic glides with leveling adjustment	●	●
Optional features:		
Oak Veneer top can be stained in Black, American Cherry, American Walnut, Dark Walnut, Wenge, or White Oak	+ \$70	+ \$70
Oak Veneer base can be stained in Black, American Cherry, American Walnut, Dark Walnut, Wenge, or White Oak	+ \$70	+ \$70
Table edge profile (47) can be stained Solid Black, Espresso and Solid White	+ \$30	+ \$30
1" TFL top with 3D Ply effect tape (TE)	+ \$0	+ \$0
Central power option with x1 power recepticle, 1xUSB A+C 30W charger, Black Finish.** [please add "-C" to the end of product code]	+ \$526	+ \$526

* Click here to see finish options

** Please Note: Central power option is only available on TFL or Laminate tops. Power covers need to be ordered separately.

dimensions – OH - Overall Height OW - Overall Width



[Back to index](#)

Code	Edge	TFL Standard	TFL Premium Colors	TFL Premium Wood Grains	Global Laminates	Fenix	Oak Veneer	Travertine	White Carrara Marble	Green Marble
SUWC36RD • Round • Single Slim Base • 17" High • 36" dia.	TE	2,539	2,616	2,742	-	-	-	-	-	-
	47	-	-	-	3,349	3,754	3,449	-	-	-
	BN	-	-	-	-	-	-	9,395	8,285	9,135
SUWC42RD • Round • Single Slim Base • 17" High • 42" dia.	TE	2,610	2,688	2,818	-	-	-	-	-	-
	47	-	-	-	3,395	3,946	3,497	-	-	-
	BN	-	-	-	-	-	-	11,086	10,915	12,225

TFL = TFL Range

47 = Profile Edge 47

BN = Bullnose

TE = Taped Edge

All prices listed in US \$

Please click here for breakdown on how table tops are split depending on table top material



Sula Wood - Dining & Meeting Tables

Design - Allermuir

An evolution of the Sula Collection, Sula Wood introduces wood finish options and a new cylindrical base shape to the range. Available in a broad scope of sizes and natural material finishes, Sula Wood works across coffee, dining, and meeting applications. This expansion adds depth and sophistication to the family, while maintaining the architectural character of the original collection.



standard & optional features

- Standard feature
- Not available

	SUWD36RD Round Dining Table 36"	SUWD42RD Round Dining Table 42"	SUWD48RD Round Dining Table 48"	SUWD54RD Round Dining Table 54"
Weight	176 lbs	193 lbs	225 lbs	249 lbs
Oak Veneer base finished with a clear water based lacquer	●	●	●	●
1" TFL top with matching edge tape (TE)	●	●	●	●
1" Laminate faced MDF core top with a clear edge profile (47)	●	●	●	●
1" Oak Veneer faced MDF core top with a clear edge profile (47)	●	●	●	●
0.75" thick Travertine stone top (BN)	●	●	●	□
0.75" thick White Carrara Marble stone top (BN)	●	●	●	□
0.75" thick Green Marble stone top (BN)	●	●	●	□
Base elastic fabric cable tidy finished in Black	●	●	●	●
Plastic glides with leveling adjustment	●	●	●	●

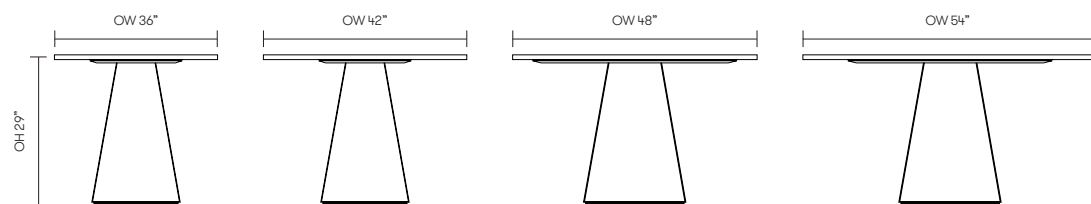
Optional features:

Oak Veneer top can be stained in Black, American Cherry, American Walnut, Dark Walnut, Wenge, or White Oak	+ \$70	+ \$70	+ \$100	+ \$100
Oak Veneer base can be stained in Black, American Cherry, American Walnut, Dark Walnut, Wenge, or White Oak	+ \$100	+ \$100	+ \$100	+ \$100
Table edge profile (47) can be stained Solid Black, Espresso and Solid White	+ \$30	+ \$30	+ \$30	+ \$30
1" TFL top with 3D Ply effect tape (TE)	+ \$0	+ \$0		
Central power option with x1 power recepticle, 1xUSB A+C 30W charger, Black Finish.** (please add "-C" to the end of product code)	+ \$526	+ \$526	-	-
Central power option with x3 power recepticles, Black Finish.** (please add "-A" to the end of product code)	-	-	+ \$385	+ \$385
Central power option with x3 power recepticles, 3xUSB A+C 30W chargers, Black Finish.** (please add "-B" to the end of product code)	-	-	+ \$781	+ \$781

* Click here to see finish options

** Please Note: Central power option is only available on TFL or Laminate tops. Power covers need to be ordered separately.

dimensions – OH - Overall Height OW - Overall Width



[Back to index](#)

Code	Edge	TFL Standard	TFL Premium Colors	TFL Premium Wood Grains	Global Laminates	Fenix	Oak Veneer	Travertine	White Carrara Marble	Green Marble
SUWD36RD • Round • Single Slim Base • 29" High • 36" dia.	TE	3,174	3,270	3,428	-	-	-	-	-	-
	47	-	-	-	4,186	4,591	4,312	-	-	-
	BN	-	-	-	-	-	-	11,744	10,356	11,419
SUWD42RD • Round • Single Slim Base • 29" High • 42" dia.	TE	3,262	3,360	3,522	-	-	-	-	-	-
	47	-	-	-	4,244	4,795	4,371	-	-	-
	BN	-	-	-	-	-	-	13,858	13,644	15,281
SUWD48RD • Round • Single Large Base • 29" High • 48" dia.	TE	3,964	4,082	4,282	-	-	-	-	-	-
	47	-	-	-	5,028	5,748	5,179	-	-	-
	BN	-	-	-	-	-	-	15,895	15,203	17,280
SUWD54RD • Round • Single Large Base • 29" High • 54" dia.	TE	4,136	4,260	4,466	-	-	-	-	-	-
	47	-	-	-	5,377	6,580	6,777	-	-	-
	BN	-	-	-	-	-	-	-	-	-

TFL = TFL Range

47 = Profile Edge 47

BN = Bullnose

TE = Taped Edge

All prices listed in US \$

Please click here for breakdown on how table tops are split depending on table top material



Sula Wood - Power Covers

Design - Allermuir

An evolution of the Sula Collection, Sula Wood introduces wood finish options and a new cylindrical base shape to the range. Available in a broad scope of sizes and natural material finishes, Sula Wood works across coffee, dining, and meeting applications. This expansion adds depth and sophistication to the family, while maintaining the architectural character of the original collection.



standard & optional features

- Standard feature
- Not available

ACCRDCLQ
Power Cover
Oak with Clear Lacquer

ACCRDBKS
Power Cover
Oak with Black Stain

ACCRDCRK
Power Cover
Cork

	ACCRDCLQ	ACCRDBKS	ACCRDCRK
Weight	-	-	-
Oak power cover with a clear water based lacquer	●	□	□
Oak power cover with a black stain	□	●	□
Cork power cover	□	□	●

* Click here to see finish options

Please Note: Power covers are only available for power option "-A" and "-B"

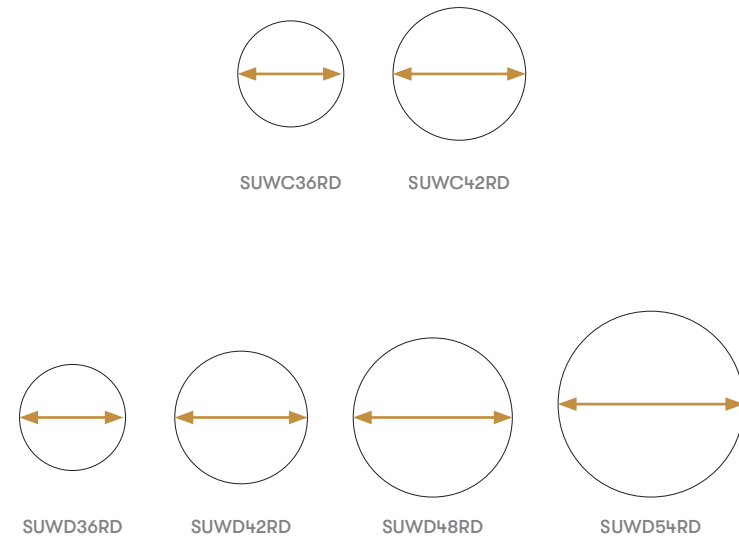
[Back to index](#)

Code	Finish
ACCRDCLQ • Power Cover • Oak with a Clear Lacquer • 8.75" dia.	230
ACCRDBKS • Power Cover • Oak with a Black Stain • 8.75" dia.	255
ACCRDCRK • Power Cover • Cork • 8.75" dia.	55

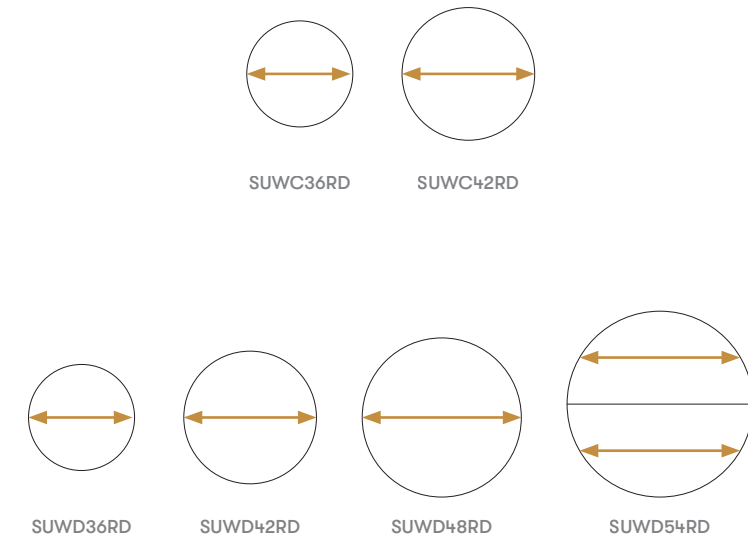


All prices listed in US \$

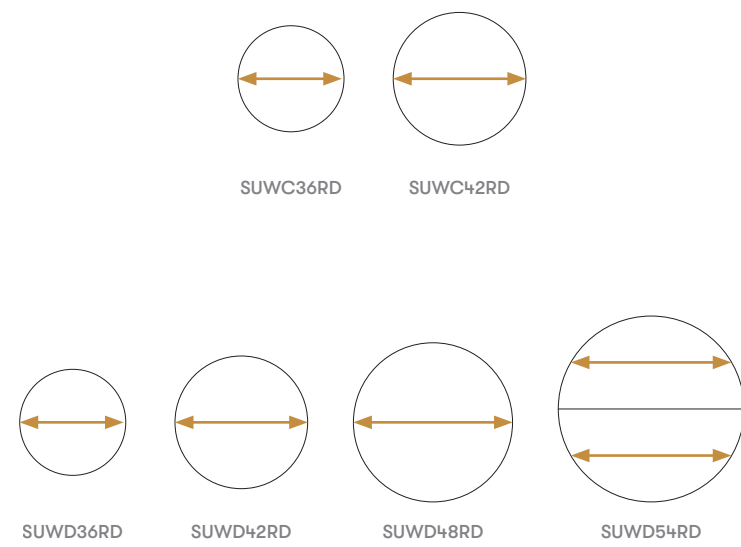
Sula Tables – TFL Tops Grain Direction



Sula Tables – Laminate Tops Grain Direction



Sula Tables – Oak Veneer Grain Direction



Sula - Finishes

Base Finishes



Oak Veneer (standard)



Black (Stained) American Cherry (Stained) American Walnut (Stained) Dark Walnut (Stained) Wenge (Stained) White Oak (Stained)

Power sockets and glides will always be black

Power Cover Finishes



Oak with a Clear Lacquer



Oak with a Black Stain



Cork


TFL Standard Options



Strata Oak



Urban Maple



White




Greige Castello Oak



Dark Rockford Hickory



Winter Oak



Light Gray


All TFLs are available with matching or 3D Ply effect edge.

All TFLs will have an edge profile reference of TE.

TFL Premium Colors




Basalt




Premium White



Premium Black



Taupe Gray



Slate Gray



Cobalt Gray



Alby Blue



Smoke Green



Deep Sahara

TFL Premium Woodgrains



Brown Casella Oak



Natural Casella Oak



Light Natural Casella Oak



Black Casella Oak

Contrasting Edge Tapes



3D Ply Effect Edging

Summary of Grain Depth and Structure for Premium Woodgrain TFLs

Premium Woodgrain TFLs are part of Egger's Feelwood range, characterized by a deeper and more pronounced grain structure compared to standard TFLs. To manage this depth and prevent damage to the decorative paper, Feelwood decors incorporate additional barrier layers. This construction enhances impact resistance, bending strength, and durability.

What makes the Feelwood Premium Woodgrain TFL different?

The deeper texture in Feelwood decors is synchronized with the visual pattern, creating a highly realistic wood effect. This design also results in a slight thickness increase of approximately 0.02".

These features distinguish Feelwood products from standard TFLs, offering superior durability and enhanced aesthetic appeal as a unique selling point.

Due to the more pronounced grain structure, Premium Woodgrain TFLs may not be ideal where a smoother finish is required.


Samples can be ordered through our GroupPortal or by contacting customer service.

Sula - Finishes


Global Laminates



Brite White Chestnut Woodline Dark Chocolate Diamond Black Ebony Fog




Fossil Millenium Oak Mouse Natural Ash Oiled Walnut Planked Coffee Oak




Sarum Gray Smoky Brown Pear Storm White Ash

Fenix



Beige Arizona Bianco Kos Grigio Aragona Grigio Bromo Grigio Londra Nero Ingo

Oak Veneer




Oak Veneer (standard)



Black (Stained) American Cherry (Stained) American Walnut (Stained) Dark Walnut (Stained) Wenge (Stained) White Oak (Stained)


Edge Stains



Clear Black White Espresso

Edge Stains are only available on laminate tops with an edge detail number 47

Stone Tops




Travertine White Carrara Marble Green Marble


Edge Details



Ref Group TE
TFL laminate over a 1" MDF core with matching or solid PVC edge.



Edge Detail # 47
1" laminate faced MDF core top



Edge Detail BN
0.75" stone tops - Design range.