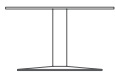




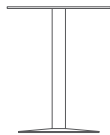
## Classic Tables - A46/A47/A48

Design by Allermuir

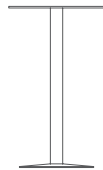
These simple, elegant, centre pedestal tables are constructed with meticulous attention to detail, stability and quality. Their incredibly versatile design gives the specifier greater freedom to mix and match with other Allermuir pieces.



Low Level



Dining Height



High Level



## Design Allermuir

Our team of talented in house designers is responsible for creating elegant, innovative furniture designs that not only look beautiful, but minimise the impact on the world around us.

Constantly exploring new product trends and keeping up to date with the latest innovations in technology and materials, our design team creates world class designs of the highest quality.

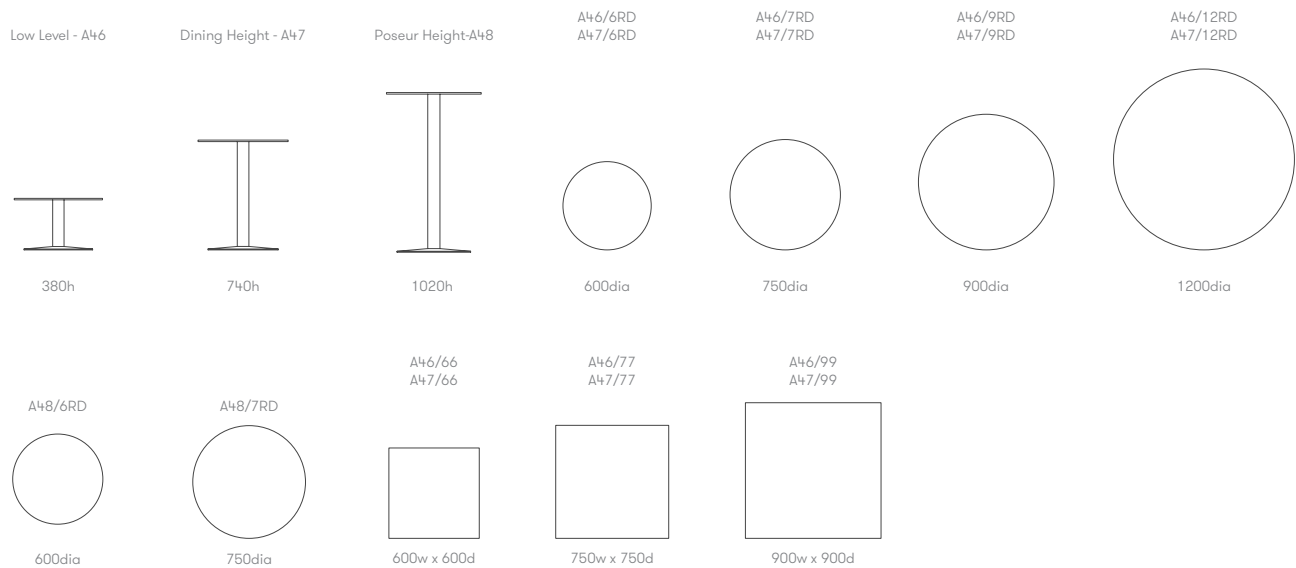
### Standard Features

25mm MFC or Laminate faced MD core top  
 Steel pedestal base  
 Plastic glides

### Optional Features

A range of top shapes and sizes are available, see dimensions section for further detail  
 Floor fixing plate

## Dimensions



## Environmental Performance

### Material Content

Components are constructed of the following



### Recycled Content

Contains up to 48.75% of Recycled Material



### Recyclability

The range is 100% recyclable

# 100%

### Finish Options

Steel pedestal base is available in either Silver, or Silver M04 powder coat or Polished Chrome

Laminate tops featuring a Reference 11 or 37 edge profile can be stained or coloured.

Table tops are available in a range of laminate and MFC finishes from the Allermuir standard collection.

#### Metal Finishes



Silver  
/Silver M04




Polished  
Chrome

#### MFC Finishes



Carini  
Walnut



Mocha



Autumn



Strata  
Oak



Maple




Highland  
Oak



Beech



Winter  
Oak



Hacienda  
White



White



Light Grey



Denim



Lemon  
Sorbet



Clay

#### Stock Laminate Finishes



White



Grey



Powder Blue



Sea Jade



Platinum



Pewter Grey



Jet Black



Ash



Summer Oak



Biella Walnut

### Edge Stains



Solid Black



Solid White




Clear

### Edge References



#### Ref Group Number 37

HPL laminate over a 25mm MDF core counter balanced. The edge is cut back with a chamfer. The edge is clear finish as standard or can be stained.



#### Ref Group Number 69

25mm MFC.



#### Ref Group Number 11

25mm MDF core, specified laminate face and counterbalance with convex edge, as standard.

*Colour images above are for reference only. Please verify with actual colour sample.*