

Axyl - Bistro Dining Tables

Design – Layer

Axyl tables follow the same design typology and constructional values as the rest of the Axyl collection, featuring a shared distinct frame. A table for every occasion, Axyl café & bistro tables are perfect for smaller gatherings while the dining tables suit larger groups and more formal settings.

Axyl tables are exceptionally robust for continued use in high impact dining areas. The use of a solid Steel stem on the café range, greatly enhances the stability of the table while minimizing the need for a large frame base.



standard & optional features

- Standard feature
- Not available

	AXLD30SQ Square 30" x 30"	AXLD30RD Round 30" dia	AXLD36RD Round 36" dia
Weight	□	□	□
1" Laminate (Edge 38) faced MDF core top with a clear finish edge	●	●	●
Cast Aluminum base and Aluminum center column finished in Black powder coat	●	●	●
Integral leg feet with leveling adjustment	●	●	●
Optional features:			
Table edge profile can be stained in Solid Black, Espresso and Solid White*	+\$25	+\$25	+\$25
Cast Aluminum base and Aluminum center column available in Basalt, White, Sage, Peacock Blue, Coral, Stone or Pebble	+\$0	+\$0	+\$0

- * [Click here to see available Edge Details](#)
- * [Click here to see Axyl Metal Finishes](#)
- * [Click here to see available Edge Stain Finishes](#)
- * [Click here to see available Laminate Options](#)
- * [Click here to see Non-Stock Table Top Information](#)
- * [Click here to see a full range of Axyl seating](#)

			Laminate A (Edge 38)
AXLD30SQ • Square • 30" x 30"		MDF Core	992
AXLD30RD • Round • 30" dia		MDF Core	992
AXLD36RD • Round • 36" dia		MDF Core	1,062

A = Grade A Laminates

Edge 38 = Edge Details

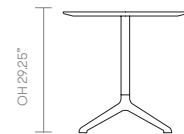
All prices listed in US \$

Quickship Standard Features

- 1" Grade A Laminate faced MDF core top with a clear edge profile
- Cast aluminum frame finished in powder coat
- Plastic glides with leveling adjustment
- Edge Detail # 38
- Max quantity: 10



dimensions – OH - Overall Height OD - Overall Depth OW - Overall Width AH - Arm Height SH - Seat Height SW - Seat Width SD - Seat Depth



Axyl - Bistro High Tables

Design – Layer

Axyl tables follow the same design typology and constructional values as the rest of the Axyl collection, featuring a shared distinct frame. A table for every occasion, Axyl café & bistro tables are perfect for smaller gatherings while the dining tables suit larger groups and more formal settings.

Axyl tables are exceptionally robust for continued use in high impact dining areas. The use of a solid Steel stem on the café range, greatly enhances the stability of the table while minimizing the need for a large frame base.



standard & optional features

- Standard feature
- ☐ Not available

	AXLH24SQ Square 24" x 24"	AXLH30SQ Square 30" x 30"	AXLH30RD Round 30" dia
Weight	☐	☐	☐
1" Laminate (Edge 38) faced MDF core top with a clear finish edge	●	●	●
Cast Aluminum base and Aluminum center column finished in Black powder coat	●	●	●
Integral leg feet with leveling adjustment	●	●	●
Optional features:			
Table edge profile can be stained in Solid Black, Espresso and Solid White*	+\$25	+\$25	+\$25
Cast Aluminum base and Aluminum center column available in Basalt, White, Sage, Peacock Blue, Coral, Stone or Pebble	+\$0	+\$0	+\$0

- * [Click here to see available Edge Details](#)
- * [Click here to see Axyl Metal Finishes](#)
- * [Click here to see available Edge Stain Finishes](#)
- * [Click here to see available Laminate Options](#)
- * [Click here to see Non-Stock Table Top Information](#)
- * [Click here to see a full range of Axyl seating](#)

			Laminate A (Edge 38)
AXLH24SQ • Square • 24" x 24"		MDF Core	1,003
AXLH30SQ • Square • 30" x 30"		MDF Core	1,072
AXLH30RD • Round • 30" dia		MDF Core	1,072

A = Grade A Laminates

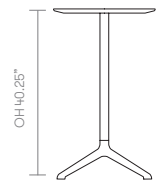
Edge 38 = Edge Details

All prices listed in US \$

- Quickship Standard Features
- 1" Grade A Laminate faced MDF core top with a clear edge profile
 - Cast aluminum frame finished in powder coat
 - Plastic glides with leveling adjustment
 - Edge Detail # 38
 - Max quantity: 10



dimensions – OH - Overall Height OD - Overall Depth OW - Overall Width AH - Arm Height SH - Seat Height SW - Seat Width SD - Seat Depth



Axyl - Dining Rectangular Tables

Design - Layer

Axyl tables follow the same design typology and constructional values as the rest of the Axyl collection, featuring a shared distinct Y-frame. A table for every occasion, Axyl café & bistro tables are perfect for smaller gatherings while the dining tables suit larger groups and more formal settings.



standard & optional features

- Standard feature
- Not available

	AXLR6036 Rectangular 60" X 36"	AXLR7836 Rectangular 78" X 36"	AXLIR7836 Rectangular with inset legs 78" X 36"	AXLIR9636 Rectangular with inset legs 96" X 36"
Weight	□	□	□	□
1" Laminate (Edge 38) faced MDF core top with a clear finish edge	●	●	●	●
Inset legs at 12"	□	□	●	●
Cast Aluminum base and Aluminum center column finished in Black powder coat	●	●	●	●
Integral leg feet with leveling adjustment	●	●	●	●

Optional features:

Table edge profile can be stained in Solid Black, Espresso and Solid White*	+\$25	+\$25	+\$25	+\$25
Cast Aluminum base and Aluminum center column available in Basalt, White, Sage, Peacock Blue, Coral, Stone or Pebble	+\$0	+\$0	+\$0	+\$0

- * [Click here to see available Edge Details](#)
- * [Click here to see Axyl Metal Finishes](#)
- * [Click here to see available Edge Stain Finishes](#)
- * [Click here to see available Laminate Options](#)
- * [Click here to see Non-Stock Table Top Information](#)
- * [Click here to see a full range of Axyl seating](#)

			Laminate A (Edge 38)	
AXLR6036 • Rectangular • 60" X 36"		MDF Core	1,667	
AXLR7836 • Rectangular • 78" X 36"		MDF Core	1,906	
AXLIR7836 • Rectangular with inset legs • 78" X 36"		MDF Core	1,826	
AXLIR9636 • Rectangular with inset legs • 96" X 36"		MDF Core	2,002	

A = Grade A Laminates

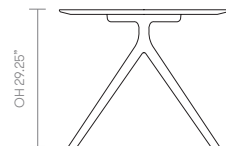
Edge 38 = Edge Details

All prices listed in US \$

Quickship Standard Features

- 1" Grade A Laminate faced MDF core top with a clear edge profile
- Cast aluminum frame finished in powder coat
- Plastic glides with leveling adjustment
- Edge Detail # 38
- Max quantity: 10

dimensions — OH - Overall Height OD - Overall Depth OW - Overall Width AH - Arm Height SH - Seat Height SW - Seat Width SD - Seat Depth



Axyl Tables

Edge Stains

Standard



Clear

Optional



Solid Black



Espresso



Solid White

Metal Finishes



Black



Basalt



White



Sage



Peacock Blue



Coral



Stone



Pebble

Grade A Laminates

Grade A - Formica



Fog



Dark Chocolate



Fossil




Black




Mouse




Sarum Gray



Storm



White




Chestnut Woodline



Oiled Walnut




White Ash




Ebony




Smoky Brown Pear



Millenium Oak



Natural Ash



Planked Coffee Oak

Non-Stock Table Top Information Ordering Instructions:

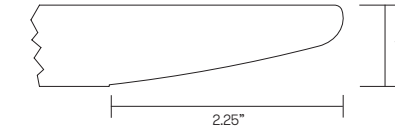
In addition to Allermuir's standard graded-in table top finishes, non-stock laminates and solid surfaces are available.

Please contact US Customer Service to confirm availability and to request pricing.
Phone (419)887.5806
Toll free (888)887.5806

The full product specification is needed at the time of your call including the manufacturer's name, pattern name, product number and finish.

We may require a sample to be mailed to our corporate headquarters to ensure the material meets our quality standards. Allermuir reserves the right to reject any non-stock top material that, in Allermuir's opinion, is unsuitable for application.

Samples can be sent to:
Allermuir
Attn: Internal Sales Support
4111 N. Jerome Road
Maumee, Ohio 43537



Edge Detail # 38

HPL laminate over a 1" MDF core counter balanced. The edge is cut back with a chamfer. The edge is clear finish as standard or can be stained.