

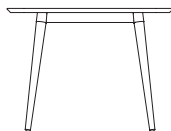
## Cirque Tables

Design by Dondoli & Pocci

Cirque tables feature turned out solid Ash legs mounted into a Steel sub frame. Available in a variety of top shapes and sizes with a host of top finishes, Cirque tables provide a superbly elegant solution.



Low



Dining



## Design Dondoli & Pocci

Claudio Dondoli and Marco Pocci are originally from Colle d'Elsa, near Siena, Italy, where their studio still has its head office today.

Dondoli and Pocci met in Florence at the university faculty of architecture where they were part of the same team. In 1983 they opened an industrial planning, design and architecture studio, Archirivolto.

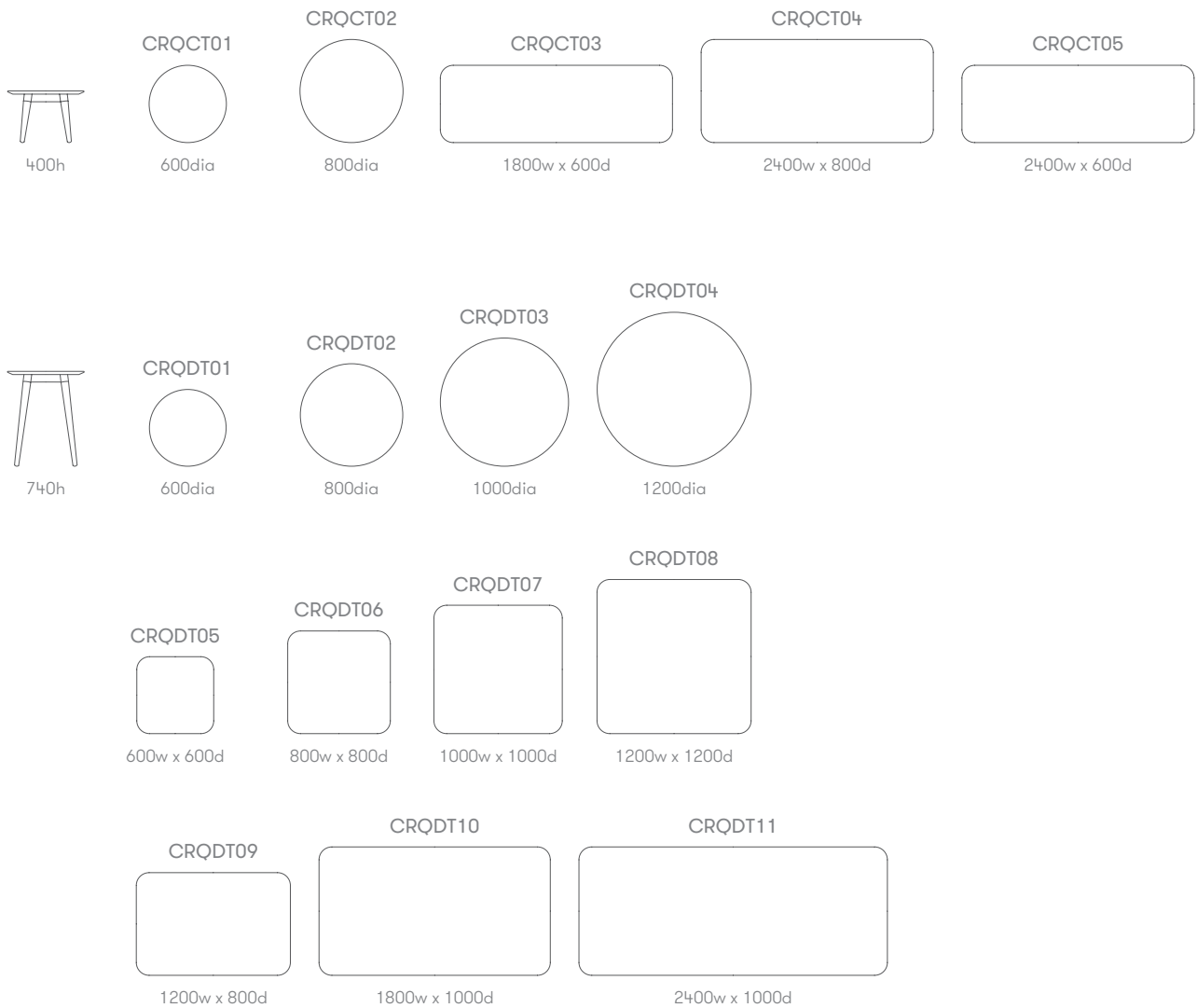
### Standard Features

(\* - Selected models only)  
 25mm Laminate faced MDF core top  
 with a clear finish edge profile  
 Solid Ash legs  
 Steel subframe  
 Plastic glides

### Optional Features

Selection of top shapes and sizes  
 Low level and dining height tables available

## Dimensions



### Finish Options

Laminate tops are available in a selection of finishes from the Allermuir collection  
Laminate tops featuring a reference 37 edge profile can be stained

Ash legs have a clear finish as standard  
Ash legs are available in a range of stains or colour washes from the Allermuir collection

#### Frame Finish



Slate Grey

#### Solid Wood Leg Finish



Solid Ash  
(standard)

#### Colour Washes based on Ash



White as  
Snow colour  
wash




Back to  
Black colour  
wash



Slate Grey  
colour wash



Smoke Grey  
colour wash



Vintage Red  
colour wash



Ruby Red  
colour wash



Fern Green  
colour wash




Peacock  
Green  
colour wash



Blue Skies  
colour wash




Sapphire Blue  
colour wash




Orange  
Crush colour  
wash



Mellow  
Yellow colour  
wash



Nut Brown  
colour wash



Turtle Dove  
colour wash




Sherbert  
Yellow colour  
wash



Blush Pink  
colour wash

#### Edge Stains



Solid Black



Solid White



Clear

**Note:** Colour images are for reference only. Please verify with actual colour sample.

## Edges References

### Ref Group Number 37

HPL laminate over a 25mm MDF core counter balanced. The edge is cut back with a chamfer. The edge is clear finish as standard or can be stained.



## Environmental Performance

### Material Content

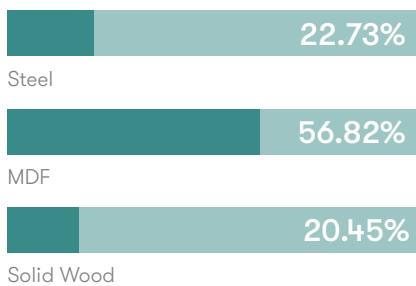
Components are constructed of the following

### Recycled Content

Contains up to 38.40% of Recycled Material

### Recyclability

The range is 100% recyclable



100%