

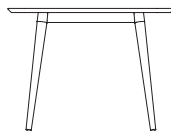
Cirque Tables

Design by Dondoli & Pocci

Cirque tables feature turned out solid Ash legs mounted into a Steel sub frame. Available in a variety of top shapes and sizes with a host of top finishes, Cirque tables provide a superbly elegant solution.



Low



Dining



Design Dondoli & Pocci

Claudio Dondoli and Marco Pocci are originally from Colle d'Elsa, near Siena, Italy, where their studio still has its head office today.

Dondoli and Pocci met in Florence at the university faculty of architecture where they were part of the same team. In 1983 they opened an industrial planning, design and architecture studio, Archirivolto.

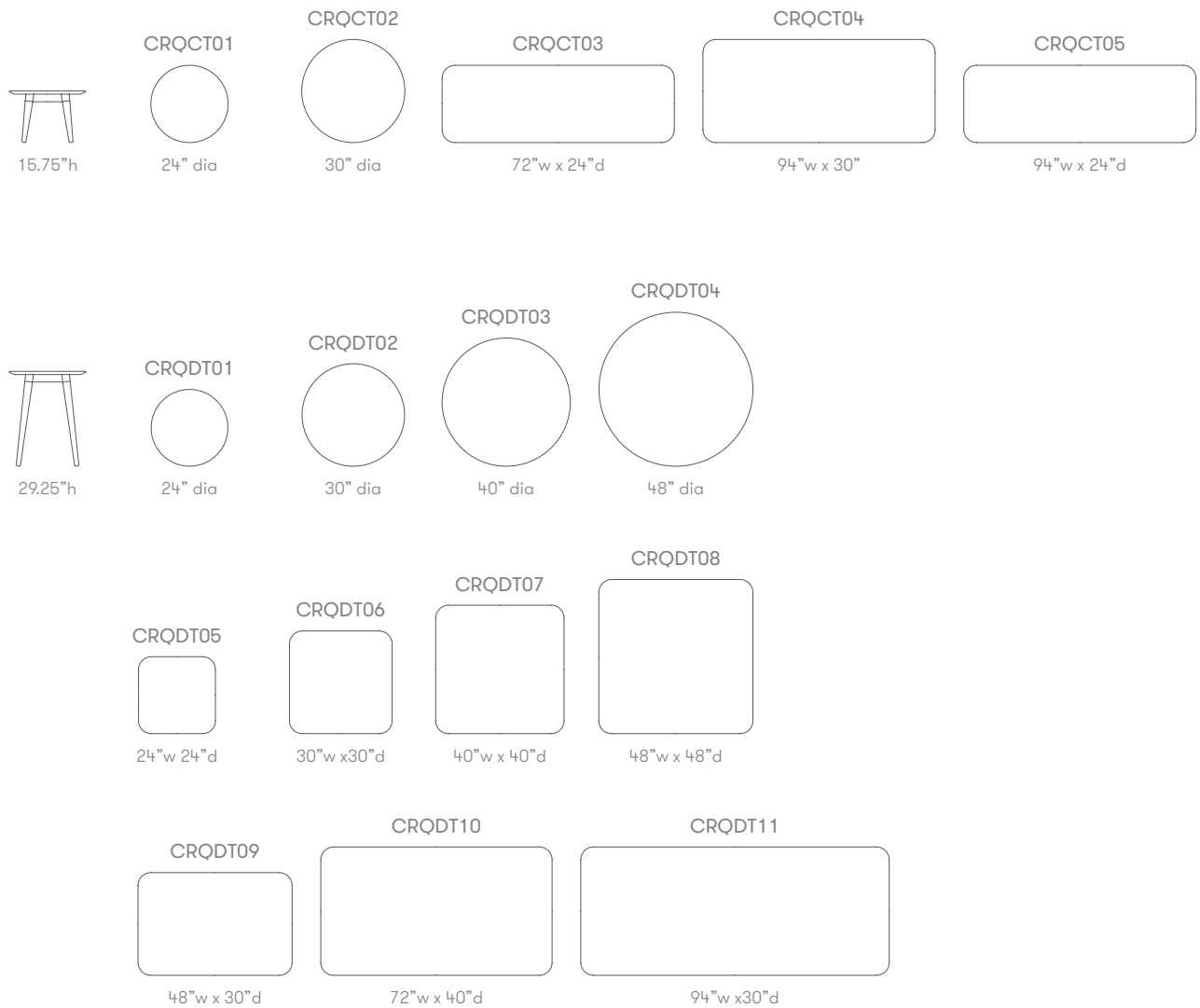
Standard Features

(* - Selected models only)
 1" Laminate faced MDF core top with a clear finish edge profile
 Solid Ash legs
 Steel subframe
 Plastic glides

Optional Features

Selection of top shapes and sizes
 Low level and dining height tables available

Dimensions



Finish Options

Laminate tops are available in a selection of finishes from the Allermuir collection
Laminate tops featuring a reference 37 edge profile can be stained

Ash legs have a clear finish as standard
Ash legs are available in a range of stains or color washes from the Allermuir collection

Frame Finish



Slate Gray

Solid Wood Leg Finish



Solid Ash (standard)

Wood Stains based on Ash



White Oak wood stain



Wenge wood stain



Dark Walnut wood stain



American Walnut wood stain




American Cherry wood stain

Color Washes based on Ash



White as Snow color wash



Back to Black color wash



Slate Gray color wash



Smoke Gray color wash



Vintage Red color wash



Ruby Red color wash




Fern Green color wash



Peacock Green color wash



Blue Skies color wash



Sapphire Blue color wash



Orange Crush color wash



Mellow Yellow color wash



Nut Brown color wash



Turtle Dove color wash




Sherbet Yellow color wash




Blush Pink color wash


Edge Stains



Clear



Solid White




Solid Black



Espresso

Note: Color images are for reference only. Please verify with actual color sample.

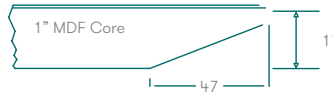
Global Laminates



Edges References

Ref Group Number 37

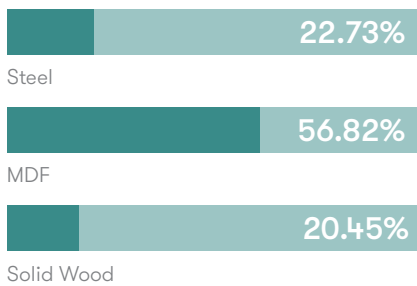
HPL laminate over a 1" MDF core counter balanced. The edge is cut back with a chamfer. The edge is clear finish as standard or can be stained.



Environmental Performance

Material Content

Components are constructed of the following



Recycled Content

Contains up to 38.40% of Recycled Material



Recyclability

The range is 100% recyclable

100%

Note: Color images are for reference only. Please verify with actual color sample.