

Allermuir

Plum

allermuir.com

Plum

Design – Mark Gabbertas

Plum is a universal lounge chair with an exceptionally comfortable upright sit. The characterful collection is based on a series of ultra-soft pillow like structures that allow the internal structure of the chair to be hidden. Plum is as much at home in a hotel bedroom as it is in an office lobby or informal meeting area.



| Fabric Grade | C.O.M. | | C.O.L. | | | | | | | | | | |
|--|----------|-------|-----------|-------|-------|-------|-------|-------|-------|-------|-------|-------|-------|
| | 1 | 2 | 3 | 4 | 5 | 6 | 7 | 8 | 9 | 10 | 11 | A | B |
| PLM01 • Lounge Chair | 1,925 | 1,973 | 2,027 | 2,095 | 2,163 | 2,231 | 2,299 | 2,435 | 2,707 | 3,025 | 3,342 | 2,435 | 3,025 |
| | 2.5 yds | | 55 sq ft. | | | | | | | | | | |
| PLM02 • Lounge Chair with arms | 2,693 | 2,755 | 2,825 | 2,914 | 3,002 | 3,091 | 3,179 | 3,356 | 3,710 | 4,123 | 4,535 | 3,356 | 4,123 |
| | 2.75 yds | | 85 sq ft. | | | | | | | | | | |



A, B = Leather

All prices listed in US \$

COM = Customers own Material (yds)

COL = Customers own Leather (sq ft.)

standard & optional features

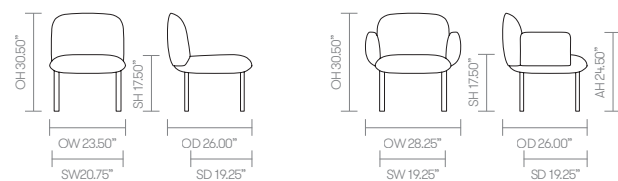
- Standard feature
- Not available

| | PLM01 Lounge chair | PLM02 Lounge chair with arms |
|--|-----------------------|---------------------------------|
| Weight | 11lbs | 37lbs |
| Molded foam construction | ● | ● |
| Molded foam arms | □ | ● |
| Tubular Steel frame finished in Black powder coat* | ● | ● |
| Plastic glides | ● | ● |
| Optional features: | | |
| Plastic glides with felt | + \$25 | + \$25 |

* [Click here to see available finishes](#)

Ships Semi-KD = Knock Down (Needs some assembly)

dimensions – OH - Overall Height OD - Overall Depth OW - Overall Width AH - Arm Height SH - Seat Height SW - Seat Width SD - Seat Depth



Plum Sofa

Design – Mark Gabbertas

The characterful lounge chair collection has evolved to include one, two and three-seat units offering various levels of openness and enclosure, from an ottoman to a standard height sofa through to a high back sofa. The entire family is based on series of ultra-soft pillow like structures that allow the internal structure of the chair to be hidden.

The elegant and compact nature of Plum means it is as much at home in a hospitality setting as a corporate one.









standard & optional features

- Standard feature
- Not available

| | PLM101 1 Seat Ottoman | PLM201 2 Seat Ottoman | PLM301 3 Seat Ottoman | PLM100 1 Seat Sofa | PLM200 2 Seat Sofa | PLM300 3 Seat Sofa |
|---|--------------------------|--------------------------|--------------------------|-----------------------|-----------------------|-----------------------|
| Weight | - | - | - | - | - | - |
| Cut foam construction | ● | ● | ● | ● | ● | ● |
| Cut foam arms | □ | □ | □ | ● | ● | ● |
| Tubular Steel frame with cut foam and tensioned fabric | □ | □ | □ | ● | ● | ● |
| Tubular Steel frame finished in Black powder coat* | ● | ● | ● | ● | ● | ● |
| Plastic glides | ● | ● | ● | ● | ● | ● |
| Optional features: | | | | | | |
| Plastic glides with felt | + \$50 | + \$50 | + \$50 | + \$50 | + \$50 | + \$50 |
| Two-tone upholstery (use the price of the highest band of the fabrics selected) | - | - | - | + \$100 | + \$150 | + \$200 |

* [Click here to see available finishes](#)

Ships Semi-KD = Knock Down (Needs some assembly)

| Fabric Grade | C.O.M. | | C.O.L. | | | | | | | | | | A | B |
|-----------------------------------|-----------|-------|-----------|-------|--------|--------|--------|--------|--------|--------|--------|--------|--------|---|
| | 1 | 2 | 3 | 4 | 5 | 6 | 7 | 8 | 9 | 10 | 11 | | | |
| PLM101 • 1 Seat Ottoman | 2,351 | 2,417 | 2,469 | 2,535 | 2,615 | 2,694 | 2,773 | 2,931 | 3,248 | 3,565 | 3,882 | 2,931 | 3,565 |  |
| | 2.75 yds | | 75 sq ft | | | | | | | | | | | |
| PLM201 • 2 Seat Ottoman | 3,535 | 3,644 | 3,731 | 3,840 | 3,970 | 4,101 | 4,232 | 4,493 | 5,016 | 5,539 | 6,061 | 4,493 | 5,539 |  |
| | 4.5 yds | | 125 sq ft | | | | | | | | | | | |
| PLM301 • 3 Seat Ottoman | 4,524 | 4,679 | 4,803 | 4,958 | 5,145 | 5,331 | 5,517 | 5,889 | 6,633 | 7,378 | 8,122 | 5,889 | 7,378 |  |
| | 6.25 yds | | 140 sq ft | | | | | | | | | | | |
| PLM100 • 1 Seat Sofa | 4,374 | 4,578 | 4,742 | 4,947 | 5,192 | 5,438 | 5,683 | 6,174 | 7,156 | 8,138 | 9,121 | 6,174 | 8,138 |  |
| | 8.25 yds | | 185 sq ft | | | | | | | | | | | |
| PLM200 • 2 Seat Sofa | 6,649 | 6,923 | 7,142 | 7,416 | 7,744 | 8,073 | 8,402 | 9,059 | 10,374 | 11,688 | 13,003 | 9,059 | 11,688 |  |
| | 10.75 yds | | 245 sq ft | | | | | | | | | | | |
| PLM300 • 3 Seat Sofa | 8,750 | 9,139 | 9,451 | 9,840 | 10,308 | 10,775 | 11,242 | 12,177 | 14,046 | 15,915 | 17,784 | 12,177 | 15,915 |  |
| | 15.25 yds | | 300 sq ft | | | | | | | | | | | |

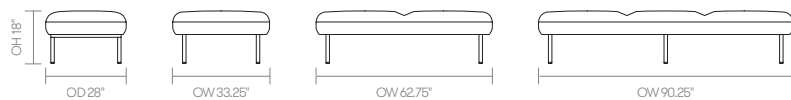
A, B = Leather

All prices listed in US \$

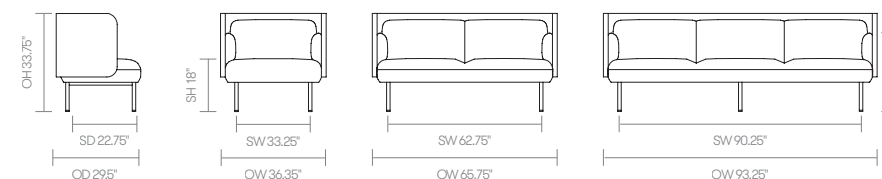
COM = Customers own Material (yds)

COL = Customers own Leather (sq ft.)

dimensions – OH - Overall Height OD - Overall Depth OW - Overall Width AH - Arm Height SH - Seat Height SW - Seat Width SD - Seat Depth



dimensions – OH - Overall Height OD - Overall Depth OW - Overall Width AH - Arm Height SH - Seat Height SW - Seat Width SD - Seat Depth



Plum Sofa

Design – Mark Gabbertas

The characterful lounge chair collection has evolved to include one, two and three-seat units offering various levels of openness and enclosure, from an ottoman to a standard height sofa through to a high back sofa. The entire family is based on series of ultra-soft pillow like structures that allow the internal structure of the chair to be hidden.

The elegant and compact nature of Plum means it is as much at home in a hospitality setting as a corporate one.



standard & optional features

- Standard feature
- Not available

| | PLM100HR 1 Seat Sofa with Headrest | PLM200HR 2 Seat Sofa with Headrest | PLM300HR 3 Seat Sofa with Headrest |
|---|--|--|--|
| Weight | – | – | – |
| Cut foam construction | ● | ● | ● |
| Cut foam arms | ● | ● | ● |
| Tubular Steel frame with cut foam and tensioned fabric | □ | □ | □ |
| Tubular Steel back headrest with cut foam and tensioned fabric | ● | ● | ● |
| Tubular Steel frame finished in Black powder coat* | ● | ● | ● |
| Plastic glides | ● | ● | ● |
| Optional features: | | | |
| Plastic glides with felt | + \$50 | + \$50 | + \$50 |
| Two-tone upholstery (use the price of the highest band of the fabrics selected) | + \$100 | + \$150 | + \$200 |

* [Click here to see available finishes](#)

Ships Semi-KD = Knock Down (Needs some assembly)

| Fabric Grade | C.O.M. | | C.O.L. | | | | | | | | | | |
|--|-----------|--------|-----------|--------|--------|--------|--------|--------|--------|--------|--------|--------|--------|
| | 1 | 2 | 3 | 4 | 5 | 6 | 7 | 8 | 9 | 10 | 11 | A | B |
| PLM100HR • 1 Seat Sofa with Headrest | 5,553 | 5,804 | 6,005 | 6,256 | 6,557 | 6,858 | 7,159 | 7,760 | 8,964 | 10,168 | 11,372 | 7,760 | 10,168 |
| | 10.75 yds | | 205 sq ft | | | | | | | | | | |
| PLM200HR • 2 Seat Sofa with Headrest | 8,246 | 8,576 | 8,840 | 9,170 | 9,566 | 9,962 | 10,358 | 11,150 | 12,734 | 14,318 | 15,902 | 11,150 | 14,318 |
| | 13.5 yds | | 265 sq ft | | | | | | | | | | |
| PLM300HR • 3 Seat Sofa with Headrest | 10,721 | 11,192 | 11,570 | 12,042 | 12,608 | 13,174 | 13,741 | 14,873 | 17,138 | 19,404 | 21,669 | 14,873 | 19,404 |
| | 18.75 yds | | 325 sq ft | | | | | | | | | | |

A, B = Leather

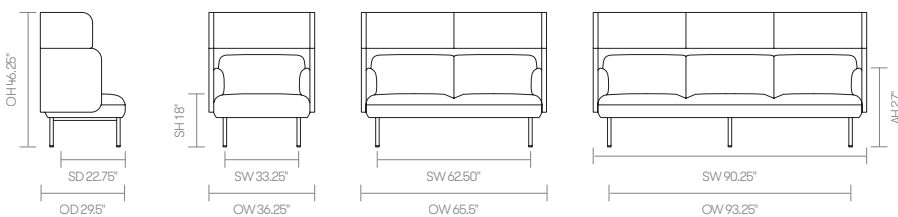
All prices listed in US \$

COM = Customers own Material (yds)

COL = Customers own Leather (sq ft.)




dimensions – OH - Overall Height OD - Overall Depth OW - Overall Width AH - Arm Height SH - Seat Height SW - Seat Width SD - Seat Depth



Plum

Frame Finish



New Black