

Allermuir

Pause

allermuir.com

Pause

Design – Allermuir

Pause is a contemporary modular seating system which works as individual pieces or in modular layouts to create waiting, working or relaxing environments. The range’s versatility lends itself to a host of applications across corporate or hospitality environments.



standard & optional features







● Standard feature						
☐ Not available						
	PSM100 Single Seat	PSM101LH Single Seat, 3/4 Back (Left Hand)	PSM101RH Single Seat, 3/4 Back (Right Hand)	PSM102 Single Seat, Full Back	PSM103LH Single Seat, Corner Back (Left Hand)	PSM103RH Single Seat, Corner Back (Right Hand)
Weight	42lbs	48lbs	48lbs	50lbs	53lbs	53lbs
Traditional carcass seat construction	●	●	●	●	●	●
Molded foam back construction	☐	●	●	●	●	●
Tubular steel frame finished in Silver M04 powder coat	●	●	●	●	●	●
Plastic glides with leveling adjustment	●	●	●	●	●	●
Optional features:						
Tubular steel frame available in Polished Chrome	+ \$150	+ \$150	+ \$150	+ \$150	+ \$150	+ \$150
Seat to seat linking	+ \$80	+ \$80	+ \$80	+ \$80	+ \$80	+ \$80
Two-tone upholstery (use the price of the highest grade of the fabrics selected)	+ \$100	+ \$100	+ \$100	+ \$100	+ \$100	+ \$100
Felt glides	+ \$25	+ \$25	+ \$25	+ \$25	+ \$25	+ \$25

* [Click here to see Textile Finishes & COM Requirements](#)

* [Click here to see available Seating Metal Finishes](#)

Ships Semi-KD = Knock Down (Needs some assembly)

Available in a limited range of coated fabrics, please contact the Internal Sales Support Department for more details.

Fabric Grade	C.O.M.	C.O.L.										A	B	
	1	2	3	4	5	6	7	8	9	10	11			
PSM100 • Single seat	1,379 2 yds	1,415	1,454	1,505	1,555	1,605	1,655	1,755	1,956	2,155	2,355	-	-	
PSM101LH • Single seat 3/4 back (left hand)	1,724 3.5 yds	1,783	1,850	1,933	2,017	2,100	2,182	2,349	2,682	3,015	3,348	-	-	
PSM101RH • Single seat 3/4 back (right hand)	1,724 3.5 yds	1,783	1,850	1,933	2,017	2,100	2,182	2,349	2,682	3,015	3,348	-	-	
PSM102 • Single seat full back	1,725 3.5 yds	1,787	1,855	1,937	2,020	2,103	2,186	2,355	2,687	3,020	3,353	-	-	
PSM103LH • Single seat corner back (left hand)	1,868 3.75 yds	1,940	2,020	2,121	2,217	2,320	2,419	2,620	3,019	3,420	3,819	-	-	
PSM103RH • Single seat corner back (right hand)	1,868 3.75 yds	1,940	2,020	2,121	2,217	2,320	2,419	2,620	3,019	3,420	3,819	-	-	

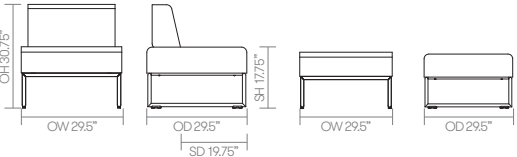
A, B = Leather

COM = Customers own Material (yds)

COL = Customers own Leather (sq ft.)

All prices listed in US \$

dimensions – OH - Overall Height OD - Overall Depth OW - Overall Width AH - Arm Height SH - Seat Height SW - Seat Width SD - Seat Depth



Pause

Design – Allermuir








Pause is a contemporary modular seating system which works as individual pieces or in modular layouts to create waiting, working or relaxing environments. The range’s versatility lends itself to a host of applications across corporate or hospitality environments.



standard & optional features

Standard feature	PSM200	PSM201LH/ RH	PSM202	PSM203LH/ RH	PSM204	PSM205	PSM206RH/ PSM207LH
❑ Not available	Two Seater	Two Seater, Full Back (Left Hand)	Two Seater, 2 Full Backs	Two Seater, Corner Back (Left Hand)	Two Seater, Two Corner Backs	Two Seater, “Love Seat”	Two Seater, Full & Corner Back
Weight	62lbs	70lbs	80lbs	74lbs	80lbs	80lbs	78lbs
Traditional carcass seat construction	●	●	●	●	●	●	●
Molded foam back construction	❑	●	●	●	●	●	●
Tubular steel frame finished in Silver M04 powder coat	●	●	●	●	●	●	●
Plastic glides with leveling adjustment	●	●	●	●	●	●	●
Optional features:							
Tubular steel frame available in Polished Chrome	+ \$225	+ \$225	+ \$225	+ \$225	+ \$225	+ \$225	+ \$225
Seat to seat linking	+ \$80	+ \$80	+ \$80	+ \$80	+ \$80	+ \$80	+ \$80
Two-tone upholstery (use the price of the highest grade of the fabrics selected)	+ \$100	+ \$100	+ \$100	+ \$100	+ \$100	+ \$100	+ \$100
Felt glides	+ \$25	+ \$25	+ \$25	+ \$25	+ \$25	+ \$25	+ \$25
* Click here to see Textile Finishes & COM Requirements				Ships Semi-KD = Knock Down (Needs some assembly)			
* Click here to see available Seating Metal Finishes							

Available in a limited range of coated fabrics, please contact the Internal Sales Support Department for more details.

Fabric Grade	C.O.M.		C.O.L.										A	B	
	1	2	3	4	5	6	7	8	9	10	11				
PSM200 • Two seater	2,067 3 yds	2,115	2,172	2,242	2,313	2,382	2,451	2,593	2,872	3,151	3,431	-	-		
PSM201LH • Two seater Full back (left hand) PSM201RH • Two seater Full back (right hand)	2,423 4.5 yds	2,493	2,574	2,672	2,773	2,873	2,973	3,173	3,573	3,973	4,372	-	-		
PSM202 • Two seater 2 Full backs	2,803 5.75 yds	2,896	3,004	3,137	3,271	3,405	3,536	3,804	4,336	4,870	5,404	-	-		
PSM203RH • 2 seater corner back (right hand) PSM203LH • 2 seater corner back (left hand)	2,566 4.75 yds	2,685	2,778	2,894	3,012	3,128	3,245	3,478	3,946	4,411	4,878	-	-		
PSM204 • Two seater 2 corner backs	3,127 6.5 yds	3,245	3,378	3,544	3,710	3,878	4,044	4,378	5,043	5,710	6,460	-	-		
PSM205 • Two seater 'Love Seat'	3,127 6.5 yds	3,245	3,378	3,544	3,710	3,878	4,044	4,378	5,043	5,710	6,460	-	-		
PSM206RH • Two seater full and corner back PSM207LH • Two seater full and corner back	2,964 6.5 yds	3,069	3,188	3,339	3,489	3,638	3,790	4,087	4,690	5,288	5,888	-	-		

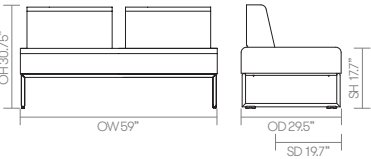
A, B = Leather

All prices listed in US \$

COM = Customers own Material (yds)

COL = Customers own Leather (sq ft.)

dimensions – OH - Overall Height OD - Overall Depth OW - Overall Width AH - Arm Height SH - Seat Height SW - Seat Width SD - Seat Depth



Pause

Design – Allermuir

Pause is a contemporary modular seating system which works as individual pieces or in modular layouts to create waiting, working or relaxing environments. The range’s versatility lends itself to a host of applications across corporate or hospitality environments.



standard & optional features

● Standard feature				
❑ Not available				
	PSB154L	PSB214L	PSB154H	PSB214H
	Low Bench	Low Bench	High Bench	High Bench
	59" w	82.5" w	59" w	82.5" w
Weight	48lbs	59lbs	60lbs	65lbs
Traditional carcass seat construction	●	●	●	●
Tubular steel frame finished in Silver M04 powder coat	●	●	●	●
Plastic glides with leveling adjustment	●	●	●	●

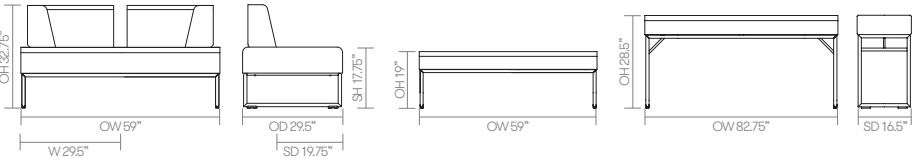
Optional features:				
Tubular steel frame available in Polished Chrome	+ \$225	+ \$225	+ \$225	+ \$225
Two-tone upholstery (use the price of the highest grade of the fabrics selected)	+ \$100	+ \$100	+ \$100	+ \$100
Felt glides	+ \$25	+ \$25	+ \$25	+ \$25

* [Click here to see Textile Finishes & COM Requirements](#)
* [Click here to see available Seating Metal Finishes](#)

Ships Semi-KD = Knock Down (Needs some assembly)

Available in a limited range of coated fabrics, please contact the Internal Sales Support Department for more details.

dimensions – OH - Overall Height OD - Overall Depth OW - Overall Width AH - Arm Height SH - Seat Height SW - Seat Width SD - Seat Depth



Fabric Grade	C.O.M.		C.O.L.									A	B
	1	2	3	4	5	6	7	8	9	10	11		
PSB154L • Low bench 59" w	2,234 2.25 yds	2,272	2,312	2,367	2,419	2,473	2,526	2,631	2,846	3,060	3,274	-	-
PSB214L • Low bench 82.5" w	2,576 3.25 yds	2,627	2,685	2,760	2,833	2,907	2,978	3,127	3,420	3,712	4,005	-	-
PSB154H • High bench 59" w	2,452 2.25 yds	2,409	2,529	2,586	2,638	2,691	2,745	2,850	3,063	3,279	3,492	-	-
PSB214H • High bench 82.5" w	2,795 3.25 yds	2,845	2,904	2,978	3,052	3,125	3,197	3,346	3,637	3,930	4,224	-	-

A, B = Leather

COM = Customers own Material (yds)

COL = Customers own Leather (sq ft.)

All prices listed in US \$



Pause

Design – Allermuir

Pause is a contemporary modular seating system which works as individual pieces or in modular layouts to create waiting, working or relaxing environments. The range’s versatility lends itself to a host of applications across corporate or hospitality environments.



standard & optional features

● Standard feature ❑ Not available				
	PSS042L	PSS042H	PSP075L	PSP075H
	Mobile Low Stool	Static High Stool	Low - Power Module	High - Power Module
Weight	17lbs	22lbs	19lbs	23lbs
Tubular steel frame finished in Silver M04 powder coat	●	●	●	●
Electrical unit includes 2 outlets and 2 USBs in Silver	❑	❑	●	●
Plastic glides with leveling adjustment	❑	●	●	●
2.25” hard wheel casters	●	❑	❑	❑

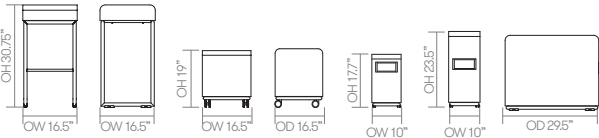
Optional features:				
Tubular steel frame available in Polished Chrome	+ \$100	+ \$150	+ \$100	+ \$100
Soft wheel casters	+ \$45	–	–	–
Glides	+ \$65	–	–	–
Electrical unit includes 2 outlets and 2 USBs available in Black	–	–	+ \$0	+ \$0
Counter height stool option, seat height 24.5” (add CH to product code)	–	+ \$0	–	–
Two-tone upholstery (use the price of the highest grade of the fabrics selected)	+ \$100	+ \$100	+ \$100	+ \$100

* [Click here to see Textile Finishes & COM Requirements](#)
* [Click here to see available Seating Metal Finishes](#)

Ships Semi-KD = Knock Down (Needs some assembly)

Available in a limited range of coated fabrics, please contact the Internal Sales Support Department for more details.

dimensions – OH - Overall Height OD - Overall Depth OW - Overall Width AH - Arm Height SH - Seat Height SW - Seat Width SD - Seat Depth



Fabric Grade	C.O.M.		C.O.L.										
	1	2	3	4	5	6	7	8	9	10	11	A	B
PSS042L • Mobile low stool	1,181	1,212	1,247	1,289	1,334	1,377	1,420	1,506	1,680	1,853	2,026	1,506	1,853
	2.75 yds		60.5 sq ft.										
PSS042H • Static high stool	1,214	1,232	1,250	1,273	1,296	1,320	1,344	1,390	1,483	1,574	1,670	1,390	1,574
	1.6 yds		35.2 sq ft.										
PSP075L • Low - power module	2,049	2,090	2,136	2,194	2,251	2,310	2,368	2,486	2,720	2,953	3,187	-	-
	2.25 yds												
PSP075H • High - power module	2,064	2,114	2,172	2,245	2,317	2,389	2,461	2,604	2,893	3,181	3,471	-	-
	2.75 yds												

A, B = Leather

COM = Customers own Material (yds)


COL = Customers own Leather (sq ft.)



Standard Metal
Finishes



Polished
Chrome



Silver M04
Powder Coat