

Allermuir

Conic

allermuir.com

Conic

Design – PearsonLloyd

Conic is a refreshing, eye catching and exciting take on various conical forms seen in contemporary soft seating over the decades. Conic’s shape and form provide excellent and inviting levels of comfort with a broad appeal. New upholstery detail gives this piece a fresh twist.



standard & optional features

- Standard feature
- ❑ Not available

	A637 Tub Chair 4 Leg Frame	A630 Tub Chair Wire Frame	A631 Lounge Chair Wire Frame	A632 Lounge Chair Wire Frame Headrest
Weight	38lbs	38lbs	44lbs	51lbs
Molded foam construction	●	●	●	●
Fully upholstered	●	●	●	●
Tubular steel frame finished in Polished Aluminum	●	❑	❑	❑
Wire frame finished in Polished Chrome	❑	●	●	●
Plastic glides	❑	●	●	●
Plastic self leveling glides	●	❑	❑	❑

Optional features:				
Tubular steel frame available in Polished Chrome	+ \$95	–	–	–
Plastic self leveling glides available with felt	+ \$25	–	–	–
Wire frame available in White, New Black, Soft Gold, Soft Silver, Deep Mulberry, or Dark Bronze	+ \$80	+ \$80	+ \$80	+ \$80
Decorative railroad stitch detail to perimeter seam (Colors: Black, White, Red, Light Gray, Dark Gray and Cream)	+ \$50	+ \$50	+ \$50	+ \$50
Two-tone upholstery (use the price of the highest grade of the fabrics selected)	+ \$100	+ \$100	+ \$100	+ \$100

- * [Click here to see Textile Finishes & COM Requirements](#)

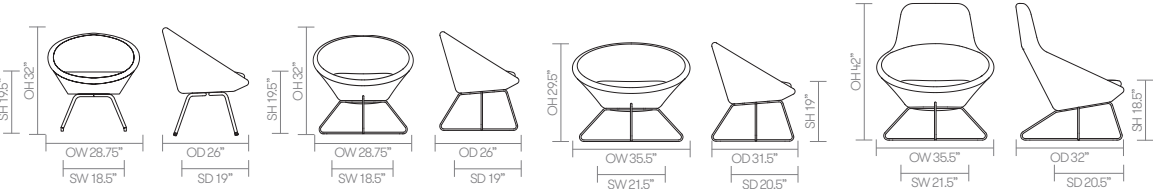
* [Click here to see available Seating Metal Finishes](#)

* [Click here to see available Stitch Detail](#)

* [Click here to see a full range of Conic tables](#)
- Ships Fully Assembled

Available in a limited range of coated fabrics, call the sales office for more details.

dimensions – OH - Overall Height OD - Overall Depth OW - Overall Width AH - Arm Height SH - Seat Height SW - Seat Width SD - Seat Depth



Fabric Grade	C.O.M.		C.O.L.										A	B
	1	2	3	4	5	6	7	8	9	10	11			
A637 • Tub chair • Four leg frame	2,678	2,724	2,777	2,843	2,908	2,975	3,040	3,172	3,432	3,700	3,962	3,172	3,700	
	3 yds		66 sq. ft.											
A630 • Tub chair • Wire frame	2,859	2,906	2,958	3,025	3,091	3,156	3,222	3,354	3,618	3,881	4,144	3,354	3,881	
	3 yds		66 sq. ft.											
A631 • Lounge chair • Wire frame	3,333	3,380	3,432	3,499	3,562	3,629	3,694	3,827	4,090	4,354	4,617	3,827	4,354	
	3.5 yds		77 sq. ft.											
A632 • Lounge chair with integral headrest • Wire frame	3,704	3,759	3,822	3,901	3,981	4,059	4,140	4,297	4,614	4,931	5,245	4,297	4,931	
	4.5 yds		99 sq. ft.											

A, B = Leather All prices listed in US \$

COM = Customers own Material (yds)

COL = Customers own Leather (sq ft.)

Allermuir

Conic Tables

allermuir.com

Conic – Low Level Tables

Design – PearsonLloyd

Conic’s range of low level tables work effortlessly with both the Conic and Open ranges given that they share a common design language. The beautifully simple Polished Chrome wire base offers a light functional structure, that allows the tables to work effortlessly in a multitude of environments.



standard & optional features

<div><div>●</div> Standard feature</div> <div><div>❑</div> Not available</div>					
	A636-24RD	A636-21SS	A638-36RD	A638-32SS	A639-4128S
	Round Low Level 24" dia.	Soft Square Low Level 21" x 21"	Round Low Level 36" dia.	Soft Square Low Level 32" x 32"	Soft Rectangular Low Level 41" x 28"
Weight	17lbs	16lbs	38lbs	28lbs	35lbs
1" laminate faced MDF core top with a clear finish edge profile	●	●	●	●	●
Wire frame finished in Polished Chrome	●	●	●	●	●
Plastic glides	●	●	●	●	●

Optional features:					
Wire frame available in Silver M04, New Black, White, Soft Gold, Soft Silver, Dark Bronze, or Deep Mulberry	+ \$80	+ \$80	+ \$80	+ \$80	+ \$80
Table edge profile can be stained in Solid Black, Espresso and Solid White	+ \$30	+ \$30	+ \$30	+ \$30	+ \$30

- * [Click here to see available Edge Details](#)
- * [Click here to see available Edge Stain Finishes](#)
- * [Click here to see available Laminate Options](#)
- * [Click here to see available Solid Surface Options](#)
- * [Click here to see available Table Metal Finishes](#)
- * [Click here to see Non-Stock Table Top Information](#)
- * [Click here to see the full range of Conic soft seating](#)

Ships Semi-KD = Knock Down (Needs some assembly)

Code	Edge	Global Laminates	Solid Surface	
		GL (37)	A (80, 82)	
A636-24RD <div>• Round • Low level • 16"h x 24" dia.</div>	37 80 82	1,044	3,142	
<div>🛒</div> A636-21SS <div>• Soft square • Low level • 16"h x 21" x 21"</div>	37 80 82	1,044	3,142	
A638-36RD <div>• Round • Low level • 12"h x 36" dia.</div>	37 80 82	1,353	4,076	
<div>🛒</div> A638-32SS <div>• Soft square • Low level • 12"h x 32" x 32"</div>	37 80 82	1,353	4,076	
A639-4128S <div>• Soft rectangle • Low level • 12"h x 41" x 28"</div>	37 80 82	1,491	4,523	

A, B = Grade A & B Laminate Range

All prices listed in US \$

A = Grade A Solid Surface

Edge 37, 80, 82 = Edge Detail


dimensions – OH - Overall Height OD - Overall Depth OW - Overall Width AH - Arm Height SH - Seat Height SW - Seat Width SD - Seat Depth



Standard Metal
Finishes



Chrome/
Polished
Aluminum



White



New Black



Soft Gold



Soft Silver



Dark Bronze



Deep Mulberry

Stitch Detail




Railroad Stitch

Stitch Detail Colors



Black



White



Red



Light Gray




Dark Gray



Cream

Edge Stains

Standard



Clear

Optional



Solid Black



Espresso



Solid White

Standard Metal Finishes



Chrome/
Polished
Aluminum




White



New Black




Soft Gold



Soft Silver




Dark Bronze




Deep Mulberry

Grade A Solid Surfaces


Grade A




Lava Rock



Cameo White



Linen



Canyon




Nocturne

Global Laminates



Fog



Dark Chocolate




Fossil



Diamond Black



Mouse



Sarum Gray



Storm



Brite White




Chestnut
Woodline




Oiled Walnut




White Ash




Ebony



Smoky Brown
Pear



Millennium Oak



Natural Ash



Planked
Coffee Oak

Non-Stock Table Top Information Ordering Instructions:

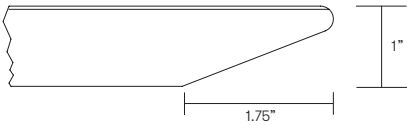
In addition to Allermuir’s standard graded-in table top finishes, non-stock laminates and solid surfaces are available.

Please contact US Customer Service to confirm availability and to request pricing.
Phone (419)887.5806
Toll free (888)887.5806

The full product specification is needed at the time of your call including the manufacturer’s name, pattern name, product number and finish.

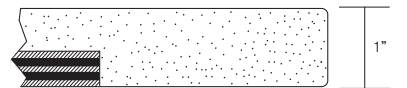
We may require a sample to be mailed to our corporate headquarters to ensure the material meets our quality standards. Allermuir reserves the right to reject any non-stock top material that, in Allermuir’s opinion, is unsuitable for application.

Samples can be sent to:
Allermuir
Attn: Internal Sales Support
4111 N. Jerome Road
Maumee, Ohio 43537



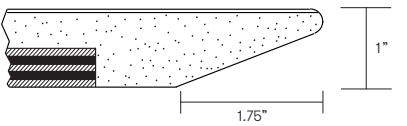
Edge Detail # 37

HPL laminate over a 1” MDF core counter balanced. The edge is cut back with a chamfer. The edge is clear finish as standard or can be stained.



Edge Detail # 80

Solid surface 1” thick backed with hardwood plywood.



Edge Detail # 82

Solid surface 1” thick backed with hardwood plywood.